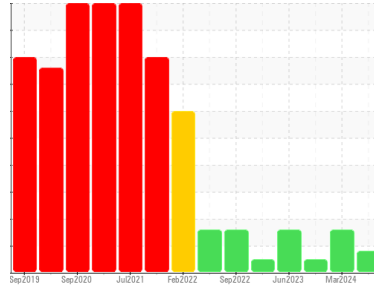




OIL ANALYSIS REPORT

Sample Rating Trend



WEAR



Machine Id
RAWS_U2220 RAWS_U2220_P2220

Component
Non-Drive End Pump

Fluid
ROYAL PURPLE SYNFILM GT 32 (--- GAL)

DIAGNOSIS

Recommendation

No corrective action is recommended at this time. Resample at the next service interval to monitor.

Wear

The copper level has decreased, but is still abnormal. All other component wear rates are normal.

Contamination

The water content is negligible. There is no indication of any contamination in the oil.

Fluid Condition

The AN level is acceptable for this fluid. The condition of the oil is suitable for further service.

SAMPLE INFORMATION

method	limit/base	current	history1	history2
Sample Number	Client Info	RP0042345	RP0042346	RP0028951
Sample Date	Client Info	22 Mar 2024	01 Mar 2024	22 Sep 2023
Machine Age	hrs	Client Info	0	0
Oil Age	hrs	Client Info	0	0
Oil Changed	Client Info	N/A	N/A	N/A
Sample Status		ABNORMAL	ABNORMAL	NORMAL

WEAR METALS

method	limit/base	current	history1	history2	
Iron	ppm	ASTM D5185m >90	53	▲ 84	9
Chromium	ppm	ASTM D5185m >5	0	<1	0
Nickel	ppm	ASTM D5185m >5	0	0	0
Titanium	ppm	ASTM D5185m >3	0	<1	0
Silver	ppm	ASTM D5185m >3	0	0	0
Aluminum	ppm	ASTM D5185m >7	0	3	<1
Lead	ppm	ASTM D5185m >12	<1	4	5
Copper	ppm	ASTM D5185m >30	▲ 41	▲ 107	5
Tin	ppm	ASTM D5185m >9	0	<1	0
Vanadium	ppm	ASTM D5185m	0	0	0
Cadmium	ppm	ASTM D5185m	0	0	<1

ADDITIVES

method	limit/base	current	history1	history2	
Boron	ppm	ASTM D5185m	0	0	0
Barium	ppm	ASTM D5185m	0	0	0
Molybdenum	ppm	ASTM D5185m	0	0	0
Manganese	ppm	ASTM D5185m	0	0	<1
Magnesium	ppm	ASTM D5185m	83	92	68
Calcium	ppm	ASTM D5185m	2	9	0
Phosphorus	ppm	ASTM D5185m	0	2	0
Zinc	ppm	ASTM D5185m	0	8	0

CONTAMINANTS

method	limit/base	current	history1	history2	
Silicon	ppm	ASTM D5185m >60	5	12	<1
Sodium	ppm	ASTM D5185m	2	2	2
Potassium	ppm	ASTM D5185m >20	<1	<1	0
Water	%	ASTM D6304 >.1	0.025	0.005	0.010
ppm Water	ppm	ASTM D6304 >1000	253	54	105.4

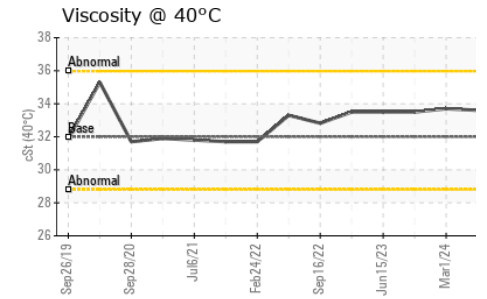
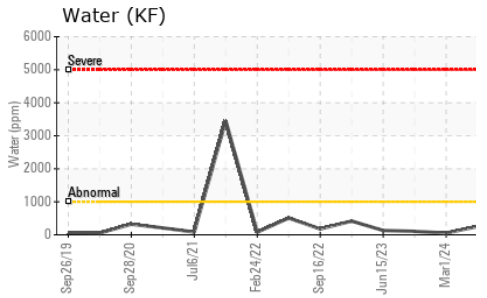
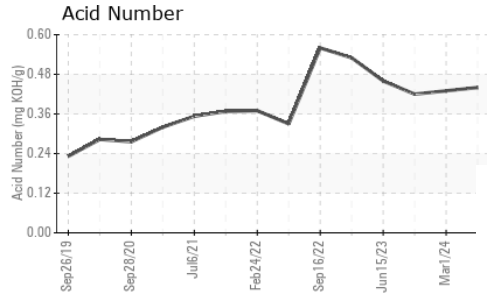
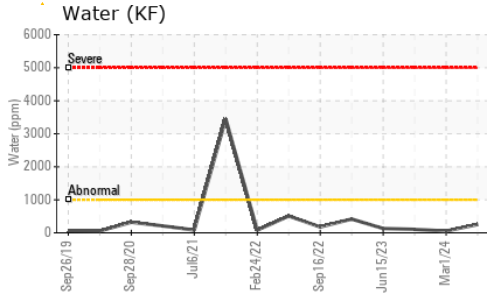
FLUID DEGRADATION

method	limit/base	current	history1	history2	
Acid Number (AN)	mg KOH/g	ASTM D8045	0.44	0.43	0.42

VISUAL

method	limit/base	current	history1	history2	
White Metal	scalar	*Visual NONE	NONE	NONE	NONE
Yellow Metal	scalar	*Visual NONE	NONE	NONE	NONE
Precipitate	scalar	*Visual NONE	NONE	NONE	NONE
Silt	scalar	*Visual NONE	NONE	NONE	NONE
Debris	scalar	*Visual NONE	NONE	NONE	NONE
Sand/Dirt	scalar	*Visual NONE	NONE	NONE	NONE
Appearance	scalar	*Visual NORML	NORML	NORML	NORML
Odor	scalar	*Visual NORML	NORML	NORML	NORML
Emulsified Water	scalar	*Visual >.1	NEG	NEG	NEG
Free Water	scalar	*Visual	NEG	limited	NEG

OIL ANALYSIS REPORT




FLUID PROPERTIES		method	limit/base	current	history1	history2
Visc @ 40°C	cSt	ASTM D445	32	33.6	33.7	33.5

SAMPLE IMAGES		method	limit/base	current	history1	history2
---------------	--	--------	------------	---------	----------	----------

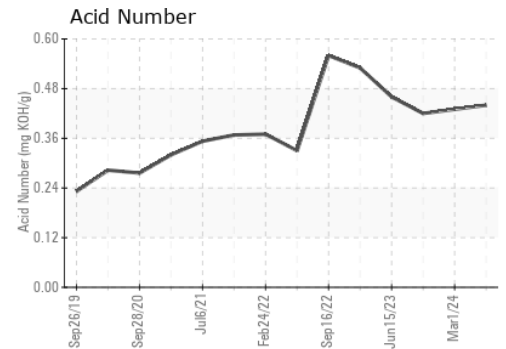
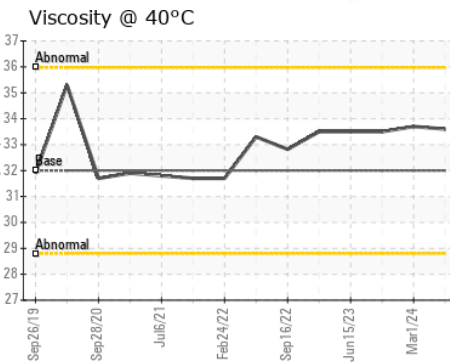
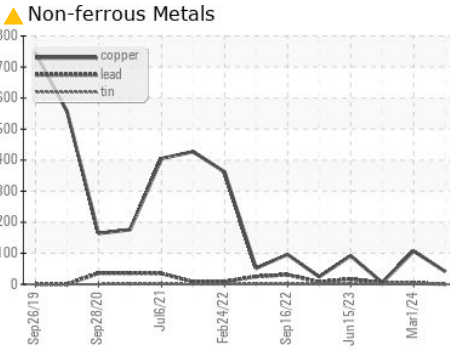
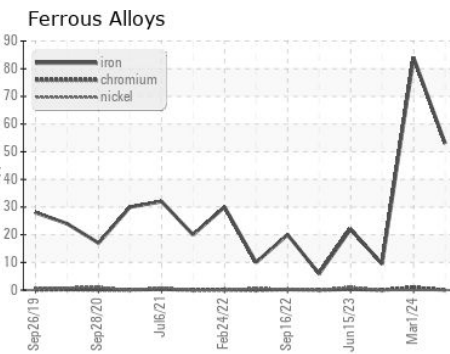
Color



Bottom



GRAPHS



Certificate L2367

Laboratory : WearCheck USA - 501 Madison Ave., Cary, NC 27513
Sample No. : RP0042345
Lab Number : 06132752
Unique Number : 10952217
Test Package : IND 2
Received : 28 Mar 2024
Tested : 30 Mar 2024
Diagnosed : 02 Apr 2024 - Don Baldrige

ENERGY TRANSFER - RAWSON
 4701 COUNTY RD 313
 RAWSON, OH
 US 45881
 Contact: ANDREW WYDERKA

To discuss this sample report, contact Customer Service at 1-800-237-1369.

* - Denotes test methods that are outside of the ISO 17025 scope of accreditation.

Statements of conformity to specifications are based on the simple acceptance decision rule (JCGM 106:2012)

T: (419)618-1505

F: