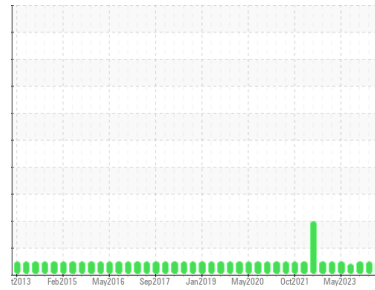




OIL ANALYSIS REPORT

Sample Rating Trend



NORMAL



Machine Id
QSI 1000 OLD (S/N MK6D/WRV1)

Component
Air Compressor

Fluid
QUINCY QUINSYN F (30 GAL)

DIAGNOSIS

Recommendation

Resample at the next service interval to monitor.

Wear

All component wear rates are normal.

Contamination

There is no indication of any contamination in the oil. The amount and size of particulates present in the system are acceptable.

Fluid Condition

The AN level is acceptable for this fluid. The condition of the oil is suitable for further service.

| SAMPLE INFORMATION | | method | limit/base | current | history1 | history2 |
|--------------------|-------------|-------------|------------|--------------------|-------------|-------------|
| Sample Number | Client Info | | | USP0008241 | USP0005145 | USPM31266 |
| Sample Date | Client Info | | | 11 Mar 2024 | 13 Dec 2023 | 24 Oct 2023 |
| Machine Age | hrs | Client Info | | 0 | 0 | 0 |
| Oil Age | hrs | Client Info | | 0 | 0 | 0 |
| Oil Changed | Client Info | | | N/A | N/A | N/A |
| Sample Status | | | | NORMAL | NORMAL | NORMAL |

| WEAR METALS | | method | limit/base | current | history1 | history2 |
|-------------|-----|-------------|------------|--------------|----------|----------|
| Iron | ppm | ASTM D5185m | >50 | 0 | <1 | 0 |
| Chromium | ppm | ASTM D5185m | >4 | <1 | <1 | <1 |
| Nickel | ppm | ASTM D5185m | >4 | <1 | <1 | 0 |
| Titanium | ppm | ASTM D5185m | | 0 | <1 | <1 |
| Silver | ppm | ASTM D5185m | | 0 | 0 | 0 |
| Aluminum | ppm | ASTM D5185m | >10 | <1 | 0 | 0 |
| Lead | ppm | ASTM D5185m | >20 | 0 | <1 | 0 |
| Copper | ppm | ASTM D5185m | >40 | 0 | <1 | <1 |
| Tin | ppm | ASTM D5185m | >5 | <1 | <1 | 0 |
| Vanadium | ppm | ASTM D5185m | | 0 | 0 | <1 |
| Cadmium | ppm | ASTM D5185m | | 0 | <1 | 0 |

| ADDITIVES | | method | limit/base | current | history1 | history2 |
|------------|-----|-------------|------------|----------|----------|----------|
| Boron | ppm | ASTM D5185m | | 0 | 0 | 0 |
| Barium | ppm | ASTM D5185m | | 0 | 0 | 0 |
| Molybdenum | ppm | ASTM D5185m | | 0 | <1 | 0 |
| Manganese | ppm | ASTM D5185m | | 0 | <1 | 0 |
| Magnesium | ppm | ASTM D5185m | | 0 | <1 | 0 |
| Calcium | ppm | ASTM D5185m | | 0 | 0 | 0 |
| Phosphorus | ppm | ASTM D5185m | | 0 | 0 | 0 |
| Zinc | ppm | ASTM D5185m | | 0 | 0 | 0 |
| Sulfur | ppm | ASTM D5185m | | 0 | 0 | 0 |

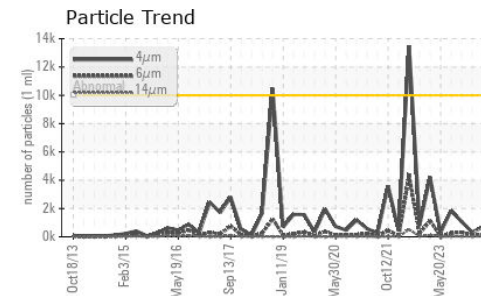
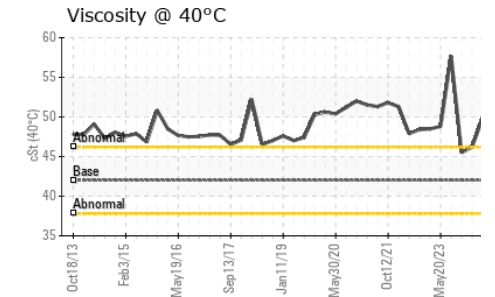
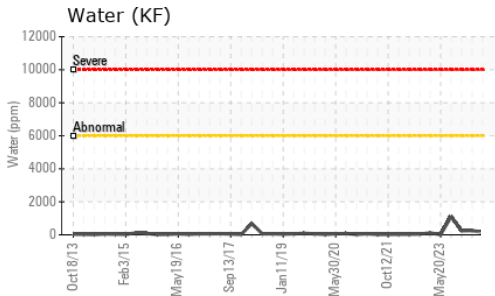
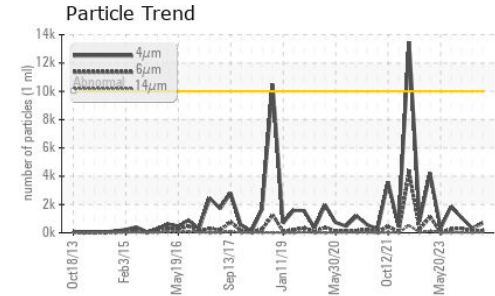
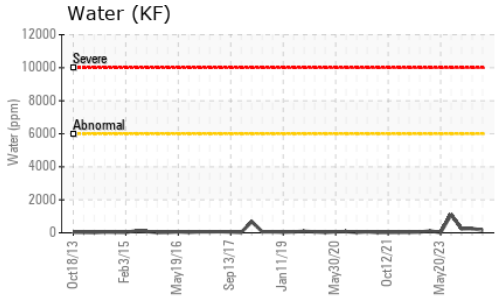
| CONTAMINANTS | | method | limit/base | current | history1 | history2 |
|--------------|-----|-------------|------------|--------------|----------|----------|
| Silicon | ppm | ASTM D5185m | >25 | <1 | <1 | <1 |
| Sodium | ppm | ASTM D5185m | | 0 | 0 | 0 |
| Potassium | ppm | ASTM D5185m | >20 | <1 | <1 | 1 |
| Water | % | ASTM D6304 | >0.6 | 0.015 | 0.025 | 0.024 |
| ppm Water | ppm | ASTM D6304 | >6000 | 159 | 258 | 242.2 |

| FLUID CLEANLINESS | | method | limit/base | current | history1 | history2 |
|-------------------|--|--------------|------------|-----------------|----------|----------|
| Particles >4µm | | ASTM D7647 | >10000 | 676 | 327 | 1076 |
| Particles >6µm | | ASTM D7647 | >2500 | 168 | 121 | 314 |
| Particles >14µm | | ASTM D7647 | >320 | 32 | 14 | 26 |
| Particles >21µm | | ASTM D7647 | >80 | 10 | 4 | 9 |
| Particles >38µm | | ASTM D7647 | >20 | 0 | 1 | 0 |
| Particles >71µm | | ASTM D7647 | >4 | 0 | 0 | 0 |
| Oil Cleanliness | | ISO 4406 (c) | >20/18/15 | 17/15/12 | 16/14/11 | 17/15/12 |

| FLUID DEGRADATION | | method | limit/base | current | history1 | history2 |
|-------------------|----------|------------|------------|-------------|----------|----------|
| Acid Number (AN) | mg KOH/g | ASTM D8045 | .10 | 0.38 | 0.29 | 0.29 |




OIL ANALYSIS REPORT



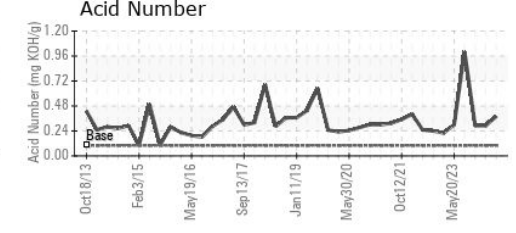
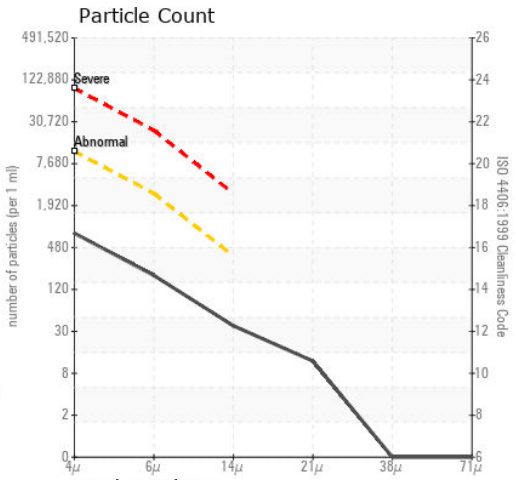
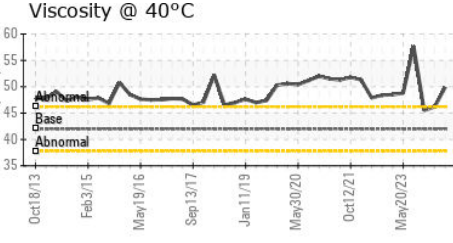
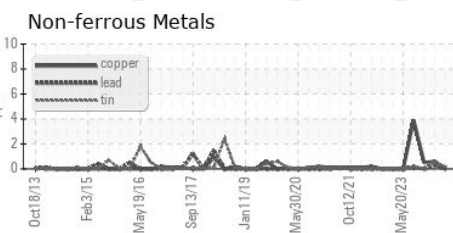
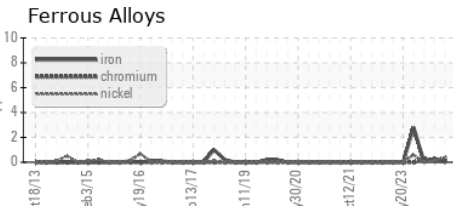
| VISUAL | method | limit/base | current | history1 | history2 |
|------------------|--------|------------|---------|----------|----------|
| White Metal | scalar | *Visual | NONE | NONE | NONE |
| Yellow Metal | scalar | *Visual | NONE | NONE | NONE |
| Precipitate | scalar | *Visual | NONE | NONE | NONE |
| Silt | scalar | *Visual | NONE | NONE | NONE |
| Debris | scalar | *Visual | NONE | NONE | NONE |
| Sand/Dirt | scalar | *Visual | NONE | NONE | NONE |
| Appearance | scalar | *Visual | NORML | NORML | NORML |
| Odor | scalar | *Visual | NORML | NORML | NORML |
| Emulsified Water | scalar | *Visual | >0.6 | NEG | NEG |
| Free Water | scalar | *Visual | | NEG | NEG |

| FLUID PROPERTIES | method | limit/base | current | history1 | history2 | |
|------------------|--------|------------|---------|----------|----------|------|
| Visc @ 40°C | cSt | ASTM D445 | 42 | 49.9 | 46.2 | 45.5 |

| SAMPLE IMAGES | method | limit/base | current | history1 | history2 |
|---------------|--------|------------|---------|----------|----------|
|---------------|--------|------------|---------|----------|----------|



GRAPHS



Laboratory : WearCheck USA - 501 Madison Ave., Cary, NC 27513
Sample No. : USP0008241 **Received** : 29 Mar 2024
Lab Number : 06133391 **Tested** : 01 Apr 2024
Unique Number : 10952856 **Diagnosed** : 01 Apr 2024 - Doug Bogart
Test Package : IND 2

GIBBON PACK
 PO Box 730
 GIBBON, NE
 US 68840
 Contact: SERVICE MANAGER

To discuss this sample report, contact Customer Service at 1-800-237-1369.
 * - Denotes test methods that are outside of the ISO 17025 scope of accreditation.
 Statements of conformity to specifications are based on the simple acceptance decision rule (JCGM 106:2012)

T: (308)468-5771
 F: (308)468-5262