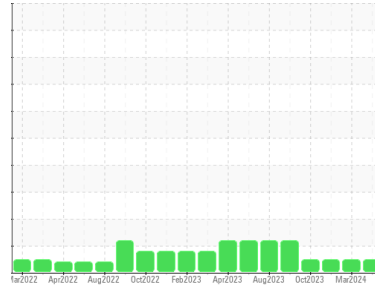




OIL ANALYSIS REPORT

Sample Rating Trend

NORMAL



Area
{UNASSIGNED}
 Machine Id
P-5220-E (S/N GP 37001)
 Component
Pump
 Fluid
ROYAL PURPLE SYNDRAULIC 68 (1 GAL)

DIAGNOSIS

Recommendation
 Resample at the next service interval to monitor.

Wear
 All component wear rates are normal.

Contamination
 The water content is negligible. There is no indication of any contamination in the oil.

Fluid Condition
 The AN level is acceptable for this fluid. The condition of the oil is suitable for further service.

SAMPLE INFORMATION		method	limit/base	current	history1	history2
Sample Number	Client Info			RP0043758	RP0042952	RP0039350
Sample Date	Client Info			22 Mar 2024	01 Mar 2024	01 Nov 2023
Machine Age	hrs Client Info			178627	17770	17614
Oil Age	hrs Client Info			1449	1392	1236
Oil Changed	Client Info			Not Chngd	Not Chngd	N/A
Sample Status				NORMAL	NORMAL	NORMAL

WEAR METALS		method	limit/base	current	history1	history2
Iron	ppm	ASTM D5185m	>90	0	<1	0
Chromium	ppm	ASTM D5185m	>5	<1	<1	0
Nickel	ppm	ASTM D5185m	>5	<1	0	0
Titanium	ppm	ASTM D5185m	>3	0	0	0
Silver	ppm	ASTM D5185m	>3	0	0	0
Aluminum	ppm	ASTM D5185m	>7	<1	2	0
Lead	ppm	ASTM D5185m	>12	0	<1	0
Copper	ppm	ASTM D5185m	>30	5	10	3
Tin	ppm	ASTM D5185m	>9	0	<1	0
Vanadium	ppm	ASTM D5185m		0	0	0
Cadmium	ppm	ASTM D5185m		0	0	0

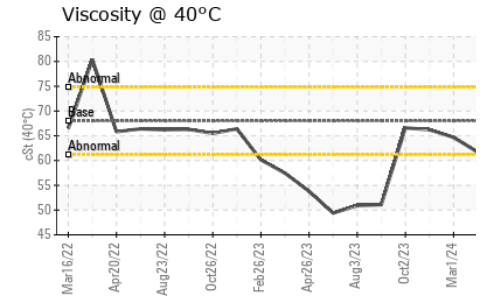
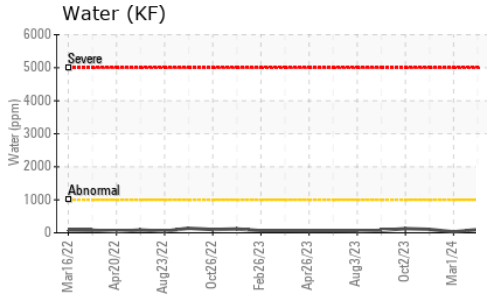
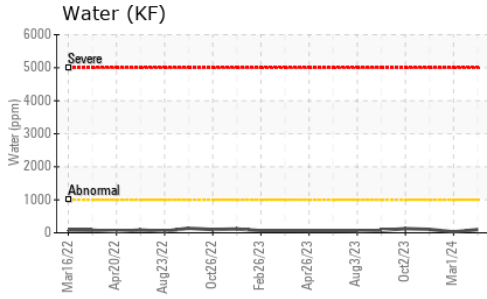
ADDITIVES		method	limit/base	current	history1	history2
Boron	ppm	ASTM D5185m		0	0	0
Barium	ppm	ASTM D5185m		0	1	0
Molybdenum	ppm	ASTM D5185m		0	0	0
Manganese	ppm	ASTM D5185m		0	0	0
Magnesium	ppm	ASTM D5185m		0	5	0
Calcium	ppm	ASTM D5185m		114	196	170
Phosphorus	ppm	ASTM D5185m		609	970	661
Zinc	ppm	ASTM D5185m		778	1221	869

CONTAMINANTS		method	limit/base	current	history1	history2
Silicon	ppm	ASTM D5185m	>60	<1	1	0
Sodium	ppm	ASTM D5185m		<1	<1	<1
Potassium	ppm	ASTM D5185m	>20	<1	<1	0
Water	%	ASTM D6304	>.1	0.009	0.003	0.010
ppm Water	ppm	ASTM D6304	>1000	98	29	103.3

FLUID DEGRADATION		method	limit/base	current	history1	history2
Acid Number (AN)	mg KOH/g	ASTM D8045		1.11	1.05	0.65

VISUAL		method	limit/base	current	history1	history2
White Metal	scalar	*Visual	NONE	NONE	NONE	NONE
Yellow Metal	scalar	*Visual	NONE	NONE	NONE	NONE
Precipitate	scalar	*Visual	NONE	NONE	NONE	NONE
Silt	scalar	*Visual	NONE	NONE	NONE	NONE
Debris	scalar	*Visual	NONE	NONE	NONE	NONE
Sand/Dirt	scalar	*Visual	NONE	NONE	NONE	NONE
Appearance	scalar	*Visual	NORML	NORML	NORML	NORML
Odor	scalar	*Visual	NORML	NORML	NORML	NORML
Emulsified Water	scalar	*Visual	>.1	NEG	NEG	NEG
Free Water	scalar	*Visual		NEG	NEG	NEG

OIL ANALYSIS REPORT



FLUID PROPERTIES		method	limit/base	current	history1	history2
Visc @ 40°C	cSt	ASTM D445	68.0	61.7	64.7	66.2

SAMPLE IMAGES		method	limit/base	current	history1	history2
---------------	--	--------	------------	---------	----------	----------

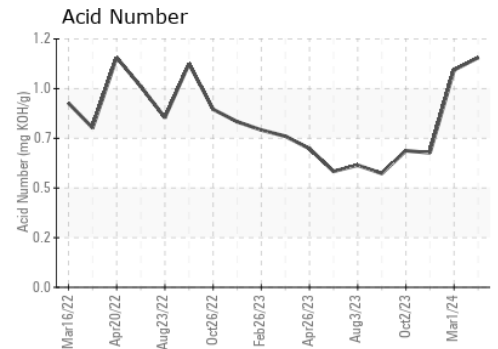
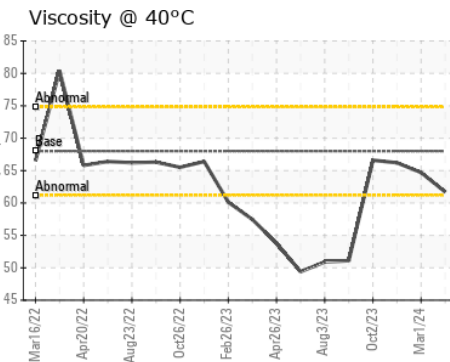
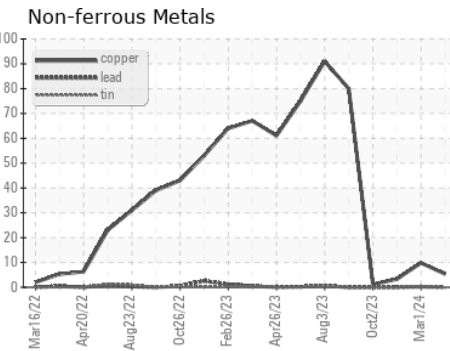
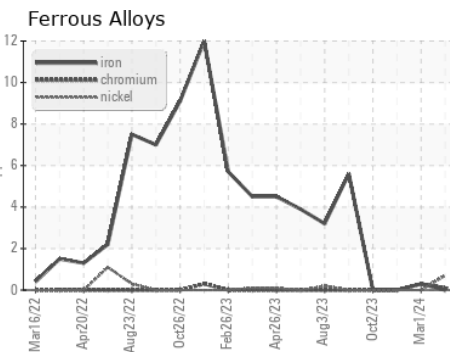
Color



Bottom



GRAPHS



Certificate L2367

Laboratory : WearCheck USA - 501 Madison Ave., Cary, NC 27513
Sample No. : RP0043758
Lab Number : **06133495**
Unique Number : 10952960
Test Package : IND 2

Received : 29 Mar 2024
Tested : 01 Apr 2024
Diagnosed : 03 Apr 2024 - Jonathan Hester

TEAM SUR S.A.S.

BOGOTA, CO

Contact: Team Sur
 jconde@teamsur.com

T: (300)740-0654

F:

To discuss this sample report, contact Customer Service at 1-800-237-1369.

* - Denotes test methods that are outside of the ISO 17025 scope of accreditation.

Statements of conformity to specifications are based on the simple acceptance decision rule (JCGM 106:2012)