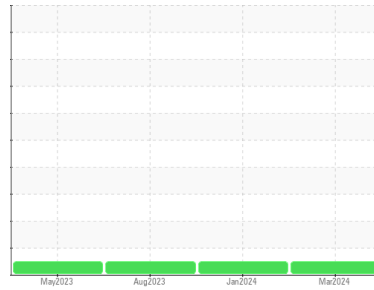


OIL ANALYSIS REPORT

Sample Rating Trend

NORMAL



Machine Id
TOWER 3S (S/N 3300)
 Component
Center Gearbox
 Fluid
SHELL MORLINA S4 B 220 (50 GAL)

DIAGNOSIS

Recommendation

Resample at the next service interval to monitor.

Wear

All component wear rates are normal.

Contamination

There is no indication of any contamination in the oil.

Fluid Condition

The condition of the oil is acceptable for the time in service.

SAMPLE INFORMATION		method	limit/base	current	history1	history2
Sample Number	Client Info			TO60002429	TO60001390	TO60001109
Sample Date	Client Info			25 Mar 2024	04 Jan 2024	03 Aug 2023
Machine Age	hrs	Client Info		0	0	0
Oil Age	hrs	Client Info		0	0	0
Oil Changed	Client Info			N/A	N/A	N/A
Sample Status				NORMAL	NORMAL	NORMAL

CONTAMINATION		method	limit/base	current	history1	history2
Water	WC Method		>0.2	NEG	NEG	NEG

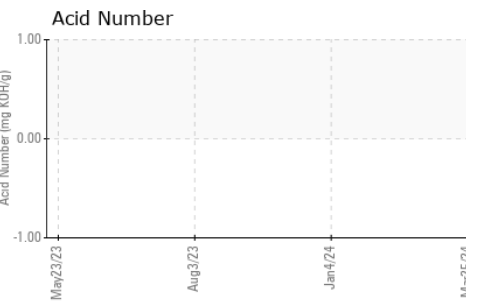
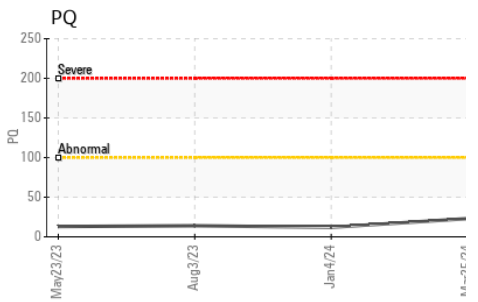
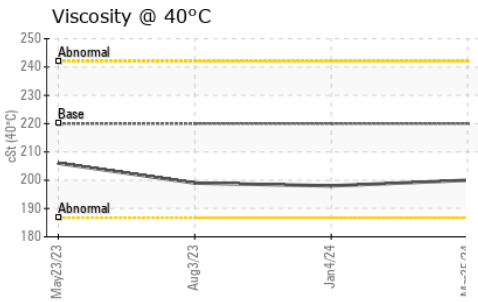
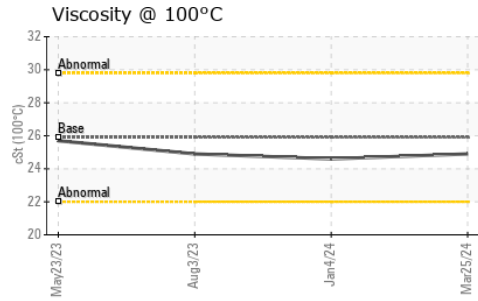
WEAR METALS		method	limit/base	current	history1	history2
PQ		ASTM D8184		23	12	14
Iron	ppm	ASTM D5185m	>200	37	0	0
Chromium	ppm	ASTM D5185m	>15	0	0	0
Nickel	ppm	ASTM D5185m	>15	0	0	0
Titanium	ppm	ASTM D5185m		0	0	<1
Silver	ppm	ASTM D5185m		0	0	0
Aluminum	ppm	ASTM D5185m	>25	0	0	0
Lead	ppm	ASTM D5185m	>100	0	0	0
Copper	ppm	ASTM D5185m	>200	0	0	1
Tin	ppm	ASTM D5185m	>25	0	<1	0
Vanadium	ppm	ASTM D5185m		0	0	<1
Cadmium	ppm	ASTM D5185m		0	0	0

ADDITIVES		method	limit/base	current	history1	history2
Boron	ppm	ASTM D5185m		0	3	1
Barium	ppm	ASTM D5185m		0	0	0
Molybdenum	ppm	ASTM D5185m		0	0	0
Manganese	ppm	ASTM D5185m		0	0	0
Magnesium	ppm	ASTM D5185m		0	0	3
Calcium	ppm	ASTM D5185m		0	0	0
Phosphorus	ppm	ASTM D5185m		301	296	280
Zinc	ppm	ASTM D5185m		0	0	4
Sulfur	ppm	ASTM D5185m		739	757	951

CONTAMINANTS		method	limit/base	current	history1	history2
Silicon	ppm	ASTM D5185m	>50	3	8	7
Sodium	ppm	ASTM D5185m		<1	0	<1
Potassium	ppm	ASTM D5185m	>20	0	0	4


VISUAL		method	limit/base	current	history1	history2
White Metal	scalar	*Visual	NONE	NONE	NONE	NONE
Yellow Metal	scalar	*Visual	NONE	NONE	NONE	NONE
Precipitate	scalar	*Visual	NONE	NONE	NONE	NONE
Silt	scalar	*Visual	NONE	NONE	NONE	NONE
Debris	scalar	*Visual	NONE	NONE	NONE	NONE
Sand/Dirt	scalar	*Visual	NONE	NONE	NONE	NONE
Appearance	scalar	*Visual	NORML	NORML	NORML	NORML
Odor	scalar	*Visual	NORML	NORML	NORML	NORML
Emulsified Water	scalar	*Visual	>0.2	NEG	NEG	NEG
Free Water	scalar	*Visual		NEG	NEG	NEG

OIL ANALYSIS REPORT

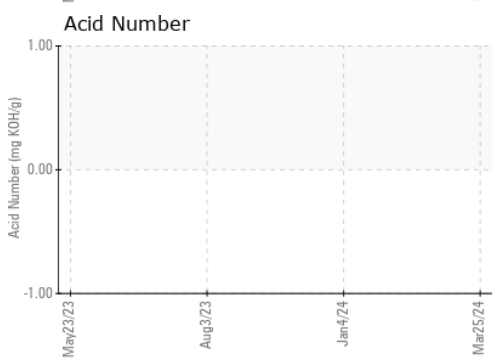
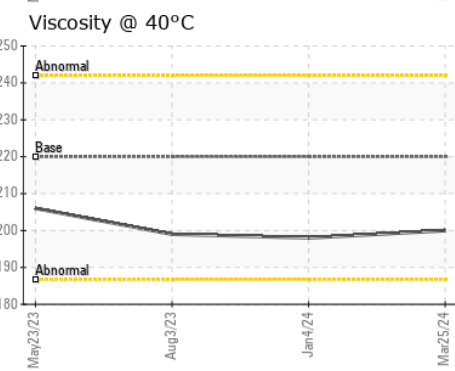
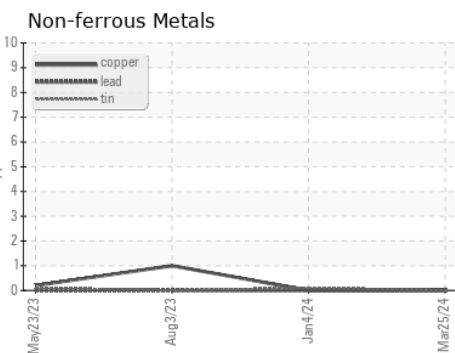
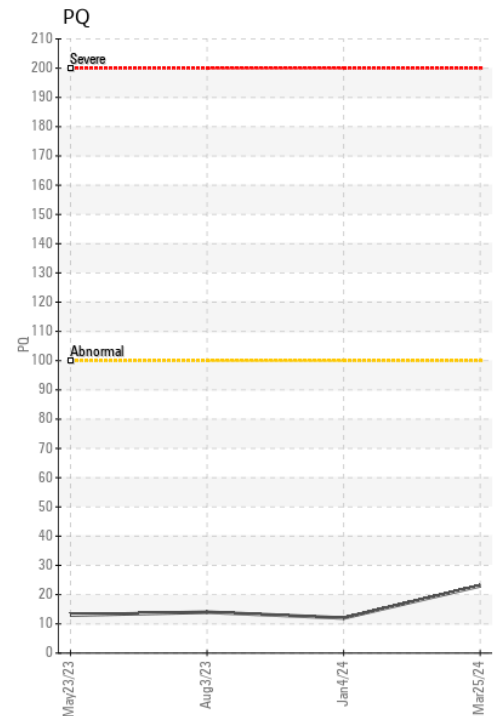
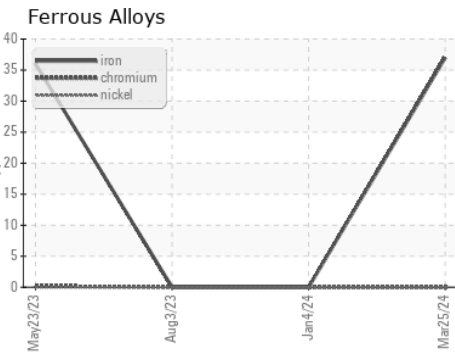


FLUID PROPERTIES	method	limit/base	current	history1	history2	
Visc @ 40°C	cSt	ASTM D445	220	200	198	199
Visc @ 100°C	cSt	ASTM D445	25.9	24.9	24.6	24.9
Viscosity Index (VI)	Scale	ASTM D2270	149	155	154	156

SAMPLE IMAGES	method	limit/base	current	history1	history2
---------------	--------	------------	---------	----------	----------



GRAPHS



Laboratory : WearCheck USA - 501 Madison Ave., Cary, NC 27513
Sample No. : TO60002429 **Received** : 29 Mar 2024
Lab Number : **06133661** **Tested** : 03 Apr 2024
Unique Number : 10953126 **Diagnosed** : 03 Apr 2024 - Sean Felton
Test Package : IND 2 (Additional Tests: KV100, PQ, VI)

GLAD MANUFACTURING
 1700 N 13TH ST
 ROGERS, AR
 US 72756
 Contact: CLAY OSTERHOUT
 clay.osterhout@clorox.com

To discuss this sample report, contact Customer Service at 1-800-237-1369.

* - Denotes test methods that are outside of the ISO 17025 scope of accreditation.

Statements of conformity to specifications are based on the simple acceptance decision rule (JCGM 106:2012)

T:
F: