



OIL ANALYSIS REPORT

Sample Rating Trend

VISCOSITY



Area

[1523]

Machine Id

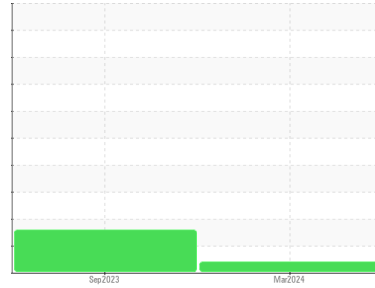
FF1246U13222 - MCCALL FARMS

Component

Compressor

Fluid

ULTRACHEM PO 4010 (--- GAL)



DIAGNOSIS

Recommendation

No corrective action is recommended at this time. Resample at the next service interval to monitor.

Wear

All component wear rates are normal.

Contamination

There is no indication of any contamination in the oil.

Fluid Condition

The oil viscosity is higher than normal. The AN level is acceptable for this fluid.

SAMPLE INFORMATION

	method	limit/base	current	history1	history2
Sample Number	Client Info		WC0845337	WC0845156	---
Sample Date	Client Info		26 Mar 2024	14 Sep 2023	---
Machine Age	hrs	Client Info	73820	70634	---
Oil Age	hrs	Client Info	3000	0	---
Oil Changed	Client Info		Not Changed	Changed	---
Sample Status			ATTENTION	ABNORMAL	---

CONTAMINATION

	method	limit/base	current	history1	history2
Water	WC Method	>0.1	NEG	NEG	---

WEAR METALS

	method	limit/base	current	history1	history2
Iron	ppm	ASTM D5185m >50	0	5	---
Chromium	ppm	ASTM D5185m >10	0	0	---
Nickel	ppm	ASTM D5185m	0	0	---
Titanium	ppm	ASTM D5185m	0	0	---
Silver	ppm	ASTM D5185m	0	0	---
Aluminum	ppm	ASTM D5185m >25	0	11	---
Lead	ppm	ASTM D5185m >25	0	0	---
Copper	ppm	ASTM D5185m >50	0	7	---
Tin	ppm	ASTM D5185m >15	0	0	---
Vanadium	ppm	ASTM D5185m	0	0	---
Cadmium	ppm	ASTM D5185m	0	0	---

ADDITIVES

	method	limit/base	current	history1	history2
Boron	ppm	ASTM D5185m 0	0	0	---
Barium	ppm	ASTM D5185m 0.4	0	0	---
Molybdenum	ppm	ASTM D5185m 0.5	0	0	---
Manganese	ppm	ASTM D5185m 0.4	0	<1	---
Magnesium	ppm	ASTM D5185m 0	0	2	---
Calcium	ppm	ASTM D5185m 0.3	0	4	---
Phosphorus	ppm	ASTM D5185m 1376	544	110	---
Zinc	ppm	ASTM D5185m 0	0	118	---
Sulfur	ppm	ASTM D5185m 320	546	173	---

CONTAMINANTS

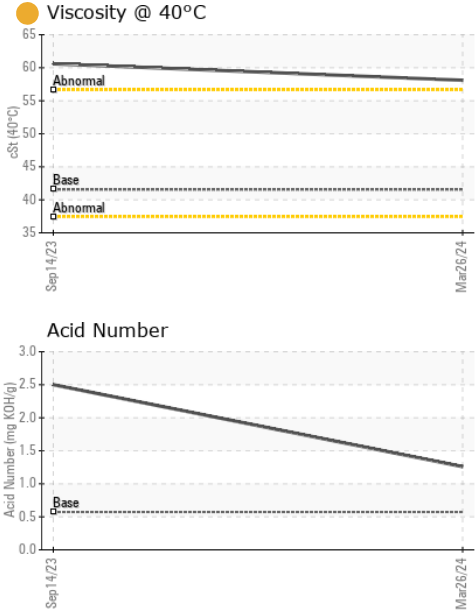
	method	limit/base	current	history1	history2
Silicon	ppm	ASTM D5185m >25	0	0	---
Sodium	ppm	ASTM D5185m	<1	22	---
Potassium	ppm	ASTM D5185m >20	<1	2	---

FLUID DEGRADATION

	method	limit/base	current	history1	history2
Acid Number (AN)	mg KOH/g	ASTM D8045 0.573	1.26	▲ 2.50	---




OIL ANALYSIS REPORT



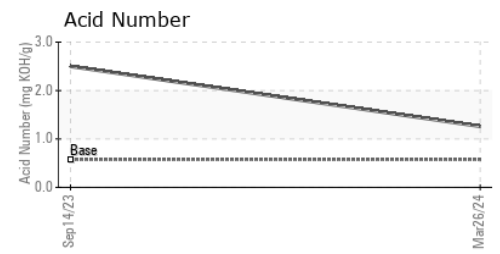
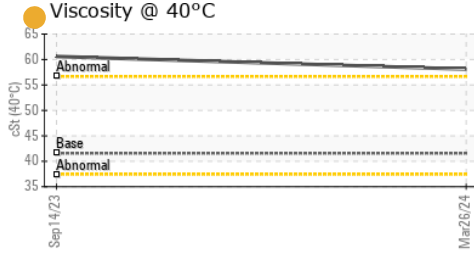
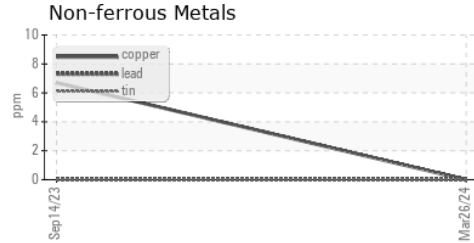
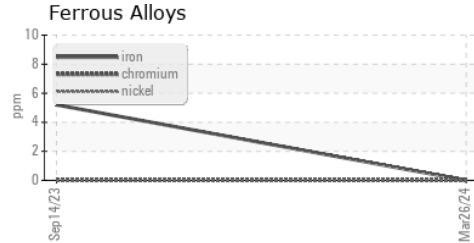
VISUAL	method	limit/base	current	history1	history2
White Metal	scalar	*Visual	NONE	NONE	---
Yellow Metal	scalar	*Visual	NONE	NONE	---
Precipitate	scalar	*Visual	NONE	NONE	---
Silt	scalar	*Visual	NONE	NONE	---
Debris	scalar	*Visual	NONE	NONE	---
Sand/Dirt	scalar	*Visual	NONE	NONE	---
Appearance	scalar	*Visual	NORML	NORML	---
Odor	scalar	*Visual	NORML	NORML	---
Emulsified Water	scalar	*Visual	>0.1	NEG	---
Free Water	scalar	*Visual		NEG	---

FLUID PROPERTIES	method	limit/base	current	history1	history2
Visc @ 40°C	cSt	ASTM D445	41.57 ● 58.1	60.6	---

SAMPLE IMAGES	method	limit/base	current	history1	history2
---------------	--------	------------	---------	----------	----------



GRAPHS



Laboratory : WearCheck USA - 501 Madison Ave., Cary, NC 27513
Sample No. : WC0845337 **Received** : 29 Mar 2024
Lab Number : 06134146 **Tested** : 01 Apr 2024
Unique Number : 10953611 **Diagnosed** : 03 Apr 2024 - Jonathan Hester
Test Package : IND 2

ELEVATED INDUSTRIAL SOLUTIONS - EIS
 302 HUGHES ST
 FOUNTAIN INN, SC
 US 29644
 Contact: DARRIN WARD
 dward@elevatedindustrial.com
 T:
 F: (864)862-7653

To discuss this sample report, contact Customer Service at 1-800-237-1369.
 * - Denotes test methods that are outside of the ISO 17025 scope of accreditation.
 Statements of conformity to specifications are based on the simple acceptance decision rule (JCGM 106:2012)