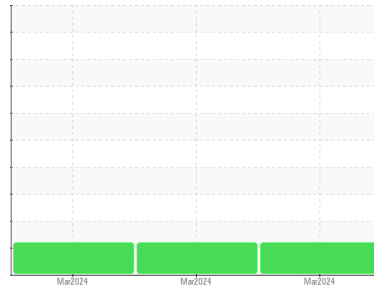




OIL ANALYSIS REPORT

Machine Id
947754
 Component
Hydraulic System
 Fluid
R&O OIL ISO 32 (--- GAL)

Sample Rating Trend



ISO



DIAGNOSIS

SAMPLE INFORMATION		method	limit/base	current	history1	history2
Sample Number	Client Info			PH0000304	PH0000301	PH0000322
Sample Date	Client Info			27 Mar 2024	26 Mar 2024	25 Mar 2024
Machine Age	hrs	Client Info		0	0	0
Oil Age	hrs	Client Info		0	0	0
Oil Changed	Client Info			Filtered	Filtered	Filtered
Sample Status				ABNORMAL	ABNORMAL	ABNORMAL

WEAR METALS		method	limit/base	current	history1	history2
Iron	ppm	ASTM D5185m	>20	5	4	4
Chromium	ppm	ASTM D5185m	>20	<1	<1	<1
Nickel	ppm	ASTM D5185m	>20	2	2	2
Titanium	ppm	ASTM D5185m		<1	<1	<1
Silver	ppm	ASTM D5185m		0	0	0
Aluminum	ppm	ASTM D5185m	>20	2	2	2
Lead	ppm	ASTM D5185m	>20	3	3	3
Copper	ppm	ASTM D5185m	>20	3	3	3
Tin	ppm	ASTM D5185m	>20	1	1	1
Vanadium	ppm	ASTM D5185m		<1	<1	<1
Cadmium	ppm	ASTM D5185m		<1	<1	<1

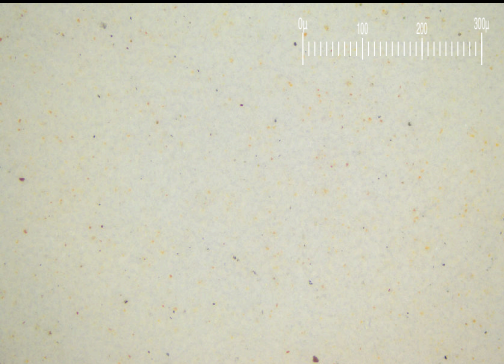
ADDITIVES		method	limit/base	current	history1	history2
Boron	ppm	ASTM D5185m	5	0	0	0
Barium	ppm	ASTM D5185m	5	0	0	0
Molybdenum	ppm	ASTM D5185m	5	1	<1	<1
Manganese	ppm	ASTM D5185m		<1	<1	<1
Magnesium	ppm	ASTM D5185m	5	<1	<1	<1
Calcium	ppm	ASTM D5185m	5	7	7	7
Phosphorus	ppm	ASTM D5185m	100	12	11	10
Zinc	ppm	ASTM D5185m	25	11	12	11
Sulfur	ppm	ASTM D5185m	1500	1635	1624	1709

CONTAMINANTS		method	limit/base	current	history1	history2
Silicon	ppm	ASTM D5185m	>15	1	1	1
Sodium	ppm	ASTM D5185m		<1	0	<1
Potassium	ppm	ASTM D5185m	>20	2	2	2
Water	%	ASTM D6304	>0.05	0.003	0.003	0.005
ppm Water	ppm	ASTM D6304	>500	33	35	54

FLUID CLEANLINESS		method	limit/base	current	history1	history2
Particles >4µm		ASTM D7647	>10000	▲ 88320	▲ 60938	▲ 100943
Particles >6µm		ASTM D7647	>2500	▲ 9890	▲ 5211	▲ 10234
Particles >14µm		ASTM D7647	>320	28	11	8
Particles >21µm		ASTM D7647	>80	8	3	1
Particles >38µm		ASTM D7647	>20	0	0	0
Particles >71µm		ASTM D7647	>4	0	0	0
Oil Cleanliness		ISO 4406 (c)	>20/18/15	▲ 24/20/12	▲ 23/20/11	▲ 24/21/10

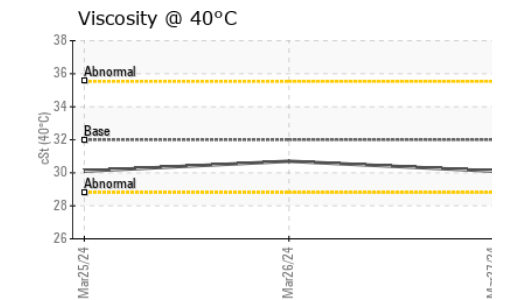
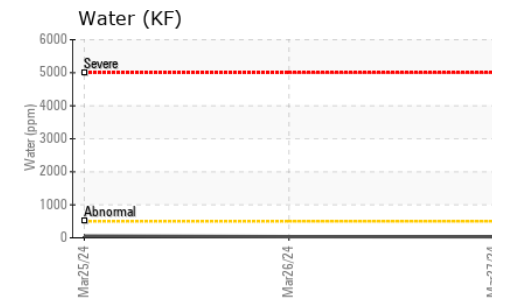
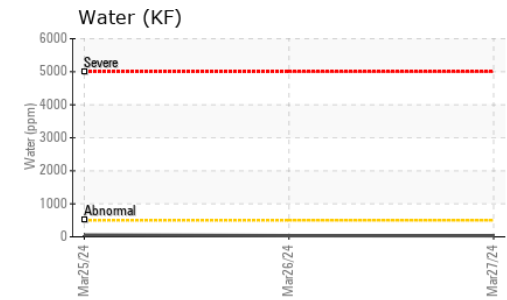
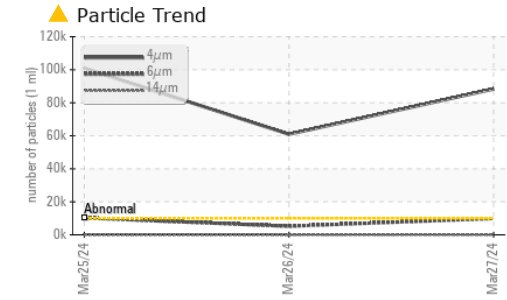
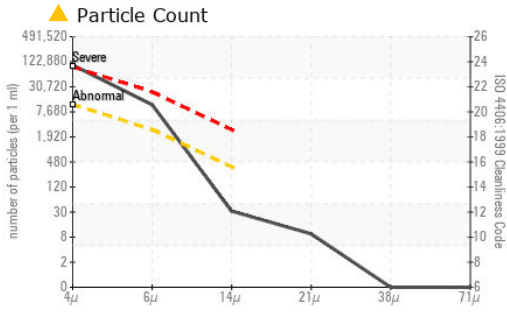
FLUID DEGRADATION		method	limit/base	current	history1	history2
Acid Number (AN)	mg KOH/g	ASTM D8045	0.08	0.07	0.151	0.11

Particle Filter (Magn: 200 x)






OIL ANALYSIS REPORT



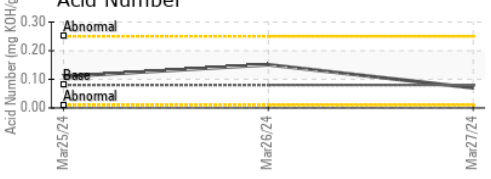

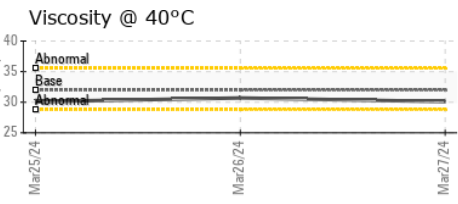
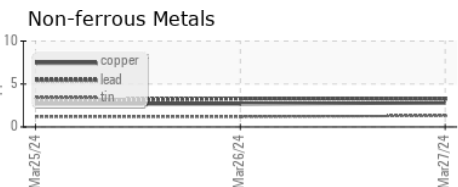
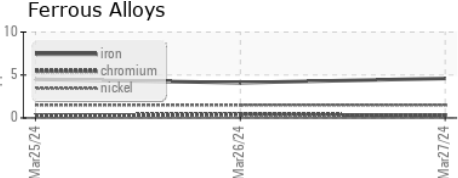
VISUAL	method	limit/base	current	history1	history2
White Metal	scalar	*Visual	NONE	NONE	NONE
Yellow Metal	scalar	*Visual	NONE	NONE	NONE
Precipitate	scalar	*Visual	NONE	NONE	NONE
Silt	scalar	*Visual	NONE	NONE	NONE
Debris	scalar	*Visual	NONE	NONE	NONE
Sand/Dirt	scalar	*Visual	NONE	NONE	NONE
Appearance	scalar	*Visual	NORML	NORML	NORML
Odor	scalar	*Visual	NORML	NORML	NORML
Emulsified Water	scalar	*Visual	>0.05	NEG	NEG
Free Water	scalar	*Visual		NEG	NEG

FLUID PROPERTIES	method	limit/base	current	history1	history2
Visc @ 40°C	cSt	ASTM D445	32	30.7	30.1

SAMPLE IMAGES	method	limit/base	current	history1	history2
---------------	--------	------------	---------	----------	----------



GRAPHS



Laboratory : WearCheck USA - 501 Madison Ave., Cary, NC 27513
Sample No. : PH0000304
Lab Number : 06135612
Unique Number : 10955077
Test Package : PLANT (Additional Tests: KF, PrtFilter)

ALLTECH ENGINEERING CORP
 2515 PILOT KNOB RD
 MENDOTA HEIGHTS, MN
 US 55120

Contact: JAKE ANDERSON
 janderson@alltechengineering.com
 T: (715)607-0738
 F: (715)607-0738