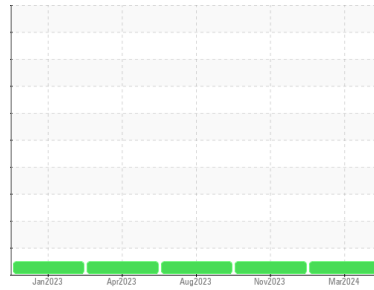




OIL ANALYSIS REPORT

Sample Rating Trend

NORMAL



Area

SYNOIL 8K

Machine Id

QUINCY UTY300179 - MIDLAND PLASTICS

Component

Compressor

DIAGNOSIS

Recommendation

Resample at the next service interval to monitor.

Wear

All component wear rates are normal.

Contamination

There is no indication of any contamination in the oil.

Fluid Condition

The AN level is acceptable for this fluid. The condition of the oil is suitable for further service.

SAMPLE INFORMATION		method	limit/base	current	history1	history2
Sample Number	Client Info			UCZ06136480	UCZ06020018	UCZ05919361
Sample Date	Client Info			25 Mar 2024	17 Nov 2023	03 Aug 2023
Machine Age	hrs	Client Info		51891	50760	49153
Oil Age	hrs	Client Info		1	4611	3004
Oil Changed	Client Info			N/A	N/A	N/A
Sample Status				NORMAL	NORMAL	NORMAL

CONTAMINATION		method	limit/base	current	history1	history2
Water	WC Method		>0.1	NEG	NEG	NEG

WEAR METALS		method	limit/base	current	history1	history2
Iron	ppm	ASTM D5185m	>50	0	4	5
Chromium	ppm	ASTM D5185m	>5	0	0	0
Nickel	ppm	ASTM D5185m		0	<1	0
Titanium	ppm	ASTM D5185m		0	<1	0
Silver	ppm	ASTM D5185m		0	0	<1
Aluminum	ppm	ASTM D5185m	>15	<1	2	2
Lead	ppm	ASTM D5185m	>65	0	<1	<1
Copper	ppm	ASTM D5185m	>65	0	2	1
Tin	ppm	ASTM D5185m	>10	0	<1	<1
Vanadium	ppm	ASTM D5185m		0	0	0
Cadmium	ppm	ASTM D5185m		0	<1	0

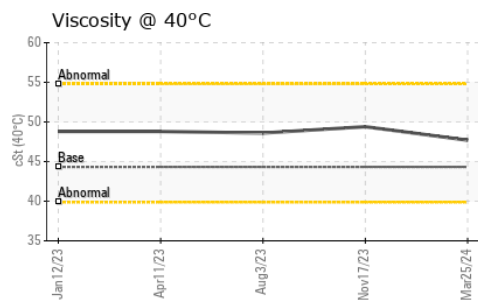
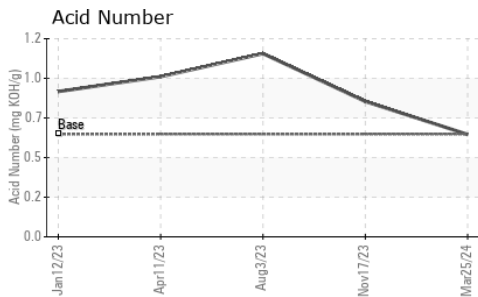
ADDITIVES		method	limit/base	current	history1	history2
Boron	ppm	ASTM D5185m	0.3	0	0	0
Barium	ppm	ASTM D5185m	0.3	0	0	0
Molybdenum	ppm	ASTM D5185m	0	0	<1	0
Manganese	ppm	ASTM D5185m	0.9	0	<1	0
Magnesium	ppm	ASTM D5185m	0.2	0	<1	0
Calcium	ppm	ASTM D5185m	0.1	0	<1	0
Phosphorus	ppm	ASTM D5185m	429	449	309	413
Zinc	ppm	ASTM D5185m	0.3	0	18	5
Sulfur	ppm	ASTM D5185m	1336	1418	764	866

CONTAMINANTS		method	limit/base	current	history1	history2
Silicon	ppm	ASTM D5185m	>35	1	<1	0
Sodium	ppm	ASTM D5185m		<1	0	0
Potassium	ppm	ASTM D5185m	>20	0	2	<1

FLUID DEGRADATION		method	limit/base	current	history1	history2
Acid Number (AN)	mg KOH/g	ASTM D8045	0.622	0.62	0.82	1.11




OIL ANALYSIS REPORT



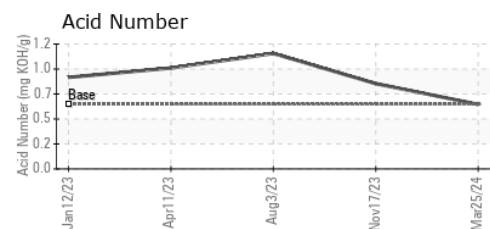
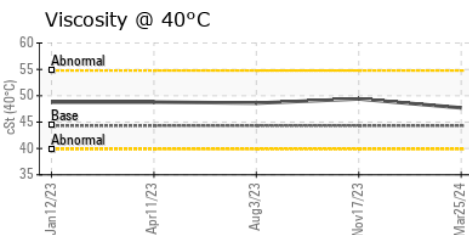
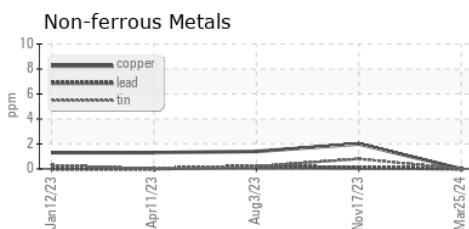
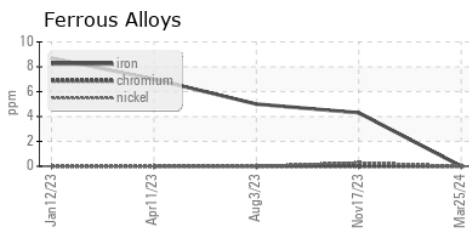
VISUAL	method	limit/base	current	history1	history2
White Metal	scalar	*Visual	NONE	NONE	NONE
Yellow Metal	scalar	*Visual	NONE	NONE	NONE
Precipitate	scalar	*Visual	NONE	NONE	NONE
Silt	scalar	*Visual	NONE	NONE	NONE
Debris	scalar	*Visual	NONE	NONE	NONE
Sand/Dirt	scalar	*Visual	NONE	NONE	NONE
Appearance	scalar	*Visual	NORML	NORML	NORML
Odor	scalar	*Visual	NORML	NORML	NORML
Emulsified Water	scalar	*Visual	>0.1	NEG	NEG
Free Water	scalar	*Visual		NEG	NEG

FLUID PROPERTIES	method	limit/base	current	history1	history2
Visc @ 40°C	cSt	ASTM D445	44.32	47.7	49.4

SAMPLE IMAGES	method	limit/base	current	history1	history2
---------------	--------	------------	---------	----------	----------



GRAPHS



Certificate L2367

Laboratory : WearCheck USA - 501 Madison Ave., Cary, NC 27513
Sample No. : UCZ06136480 **Received** : 02 Apr 2024
Lab Number : 06136480 **Tested** : 03 Apr 2024
Unique Number : 10955945 **Diagnosed** : 04 Apr 2024 - Sean Felton
Test Package : IND 2

ZORN COMP & EQUIPMENT CO (GB)
 733 POTTS AVE
 GREEN BAY, WI
 US 54304
 Contact: DEAN SCHAD
 dean.schad@zornair.com
 T: (920)391-8121
 F: (920)499-1168

To discuss this sample report, contact Customer Service at 1-800-237-1369.

* - Denotes test methods that are outside of the ISO 17025 scope of accreditation.

Statements of conformity to specifications are based on the simple acceptance decision rule (JCGM 106:2012)