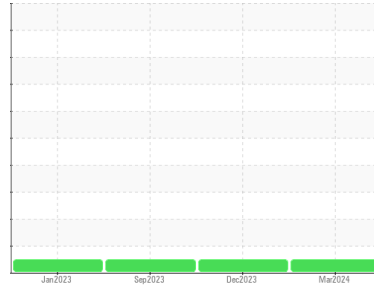




OIL ANALYSIS REPORT

Sample Rating Trend



NORMAL



Machine Id
FS ELLIOT B3EU2E028 - COMP 3 - TECHNIMARK PLANT 5
 Component
Compressor
 Fluid
DIAMOND BLUE (--- GAL)

DIAGNOSIS

Recommendation

Resample at the next service interval to monitor.

Wear

All component wear rates are normal.

Contamination

MPC (Membrane Patch Colorimetry) test indicates acceptable levels of varnish present. There is no indication of any contamination in the oil.

Fluid Condition

The AN level is acceptable for this fluid. The condition of the oil is suitable for further service.

SAMPLE INFORMATION		method	limit/base	current	history1	history2
Sample Number	Client Info			WC0903373	WC0854948	WC0844719
Sample Date	Client Info			27 Mar 2024	19 Dec 2023	12 Sep 2023
Machine Age	hrs	Client Info		7821	7129	6637
Oil Age	hrs	Client Info		3839	7129	6637
Oil Changed	Client Info			Not Chngd	Not Chngd	N/A
Sample Status				NORMAL	NORMAL	NORMAL

CONTAMINATION		method	limit/base	current	history1	history2
Water	WC Method		>0.1	NEG	NEG	NEG

WEAR METALS		method	limit/base	current	history1	history2
Iron	ppm	ASTM D5185m	>50	0	0	3
Chromium	ppm	ASTM D5185m	>10	0	0	0
Nickel	ppm	ASTM D5185m		0	0	0
Titanium	ppm	ASTM D5185m		0	0	0
Silver	ppm	ASTM D5185m		0	0	0
Aluminum	ppm	ASTM D5185m	>25	0	0	<1
Lead	ppm	ASTM D5185m	>25	0	0	0
Copper	ppm	ASTM D5185m	>50	0	0	0
Tin	ppm	ASTM D5185m	>15	<1	<1	<1
Vanadium	ppm	ASTM D5185m		0	0	0
Cadmium	ppm	ASTM D5185m		0	0	0

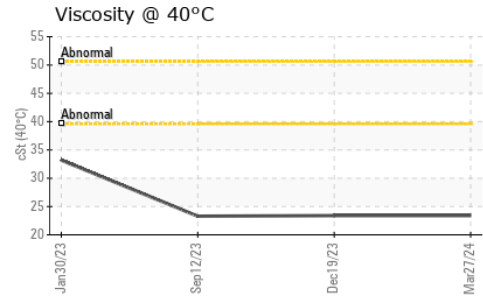
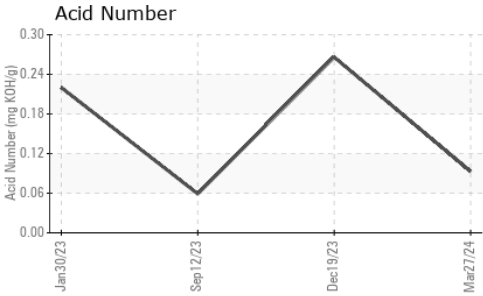
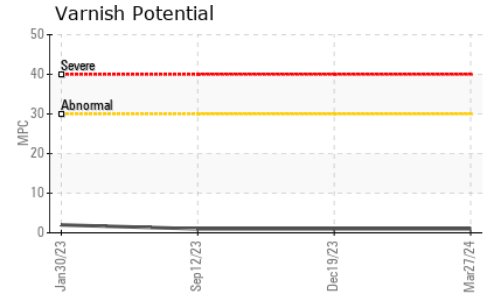
ADDITIVES		method	limit/base	current	history1	history2
Boron	ppm	ASTM D5185m		0	0	0
Barium	ppm	ASTM D5185m		486	465	503
Molybdenum	ppm	ASTM D5185m		0	<1	0
Manganese	ppm	ASTM D5185m		0	0	0
Magnesium	ppm	ASTM D5185m		0	0	0
Calcium	ppm	ASTM D5185m		0	0	26
Phosphorus	ppm	ASTM D5185m		25	20	44
Zinc	ppm	ASTM D5185m		0	0	0
Sulfur	ppm	ASTM D5185m		183	158	255

CONTAMINANTS		method	limit/base	current	history1	history2
Silicon	ppm	ASTM D5185m	>25	<1	<1	1
Sodium	ppm	ASTM D5185m		3	<1	2
Potassium	ppm	ASTM D5185m	>20	0	0	5

FLUID DEGRADATION		method	limit/base	current	history1	history2
Acid Number (AN)	mg KOH/g	ASTM D8045		0.093	0.266	0.059
MPC Varnish Potential	Scale	ASTM D7843	>15	1	1	1



OIL ANALYSIS REPORT



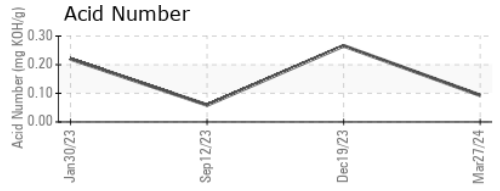
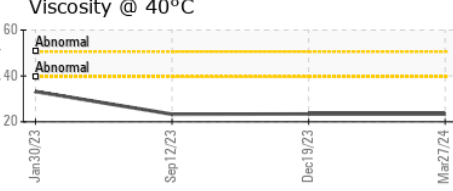
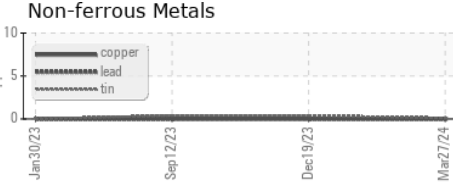
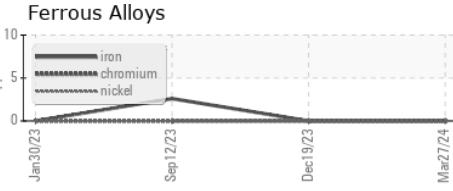
VISUAL	method	limit/base	current	history1	history2
White Metal	scalar	*Visual	NONE	NONE	NONE
Yellow Metal	scalar	*Visual	NONE	NONE	NONE
Precipitate	scalar	*Visual	NONE	NONE	NONE
Silt	scalar	*Visual	NONE	NONE	NONE
Debris	scalar	*Visual	NONE	NONE	LIGHT
Sand/Dirt	scalar	*Visual	NONE	NONE	NONE
Appearance	scalar	*Visual	NORML	NORML	NORML
Odor	scalar	*Visual	NORML	NORML	NORML
Emulsified Water	scalar	*Visual	>0.1	NEG	NEG
Free Water	scalar	*Visual		NEG	NEG

FLUID PROPERTIES	method	limit/base	current	history1	history2
Visc @ 40°C	cSt	ASTM D445	23.4	23.4	23.29

SAMPLE IMAGES	method	limit/base	current	history1	history2
---------------	--------	------------	---------	----------	----------



GRAPHS



Laboratory : WearCheck USA - 501 Madison Ave., Cary, NC 27513
Sample No. : WC0903373 **Received** : 02 Apr 2024
Lab Number : 06136507 **Tested** : 10 Apr 2024
Unique Number : 10955972 **Diagnosed** : 10 Apr 2024 - Jonathan Hester
Test Package : IND 2 (Additional Tests: MPC)


FS-COMPRESSION CO, LLC
 203 AERO COURT
 GREENSBORO, NC
 US 27409
 Contact: Dallas Burcham
 dallas.burcham@fs-compression.com
 T: (336)605-9622
 F: (336)605-9844

To discuss this sample report, contact Customer Service at 1-800-237-1369.

* - Denotes test methods that are outside of the ISO 17025 scope of accreditation.

Statements of conformity to specifications are based on the simple acceptance decision rule (JCGM 106:2012)

MPC (Varnish Test)



Sample Color & Clarity



This page left intentionally blank