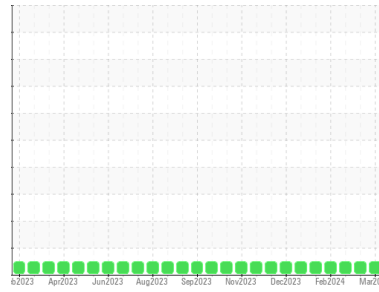




OIL ANALYSIS REPORT

Sample Rating Trend



NORMAL



Machine Id

Hancock New Oil

Component

New (Unused) Oil

Fluid

CHEVRON HDAX LFG SAE 40 (--- GAL)

DIAGNOSIS

Recommendation

This is a baseline read-out on the submitted sample.

SAMPLE INFORMATION		method	limit/base	current	history1	history2
Sample Number	Client Info			WC0898124	WC0898119	WC0898150
Sample Date	Client Info			29 Mar 2024	13 Mar 2024	07 Mar 2024
Machine Age	hrs	Client Info		0	0	0
Oil Age	hrs	Client Info		0	0	0
Oil Changed	Client Info			N/A	N/A	N/A
Sample Status				NORMAL	NORMAL	NORMAL

CONTAMINATION		method	limit/base	current	history1	history2
Water	WC Method			NEG	NEG	NEG

WEAR METALS		method	limit/base	current	history1	history2
Iron	ppm	ASTM D5185m	>5	0	0	0
Chromium	ppm	ASTM D5185m	>5	0	<1	0
Nickel	ppm	ASTM D5185m	>5	0	0	0
Titanium	ppm	ASTM D5185m		0	0	0
Silver	ppm	ASTM D5185m	>5	0	<1	0
Aluminum	ppm	ASTM D5185m	>5	1	1	1
Lead	ppm	ASTM D5185m	>5	0	0	0
Copper	ppm	ASTM D5185m	>5	0	0	0
Tin	ppm	ASTM D5185m	>5	<1	0	<1
Vanadium	ppm	ASTM D5185m		0	0	0
Cadmium	ppm	ASTM D5185m		0	0	0

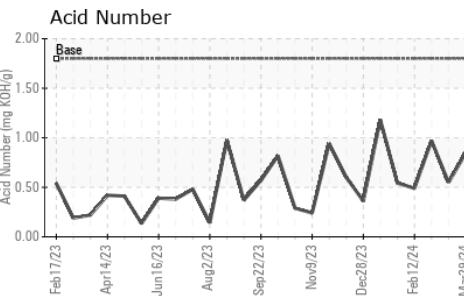
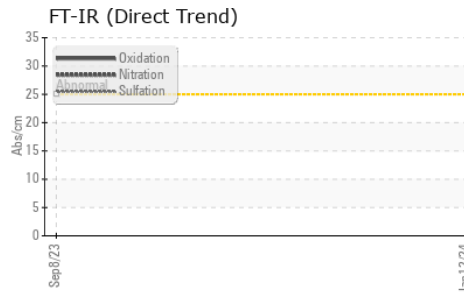
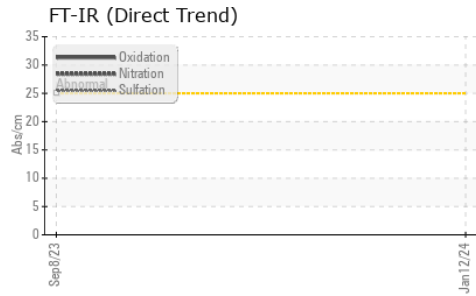
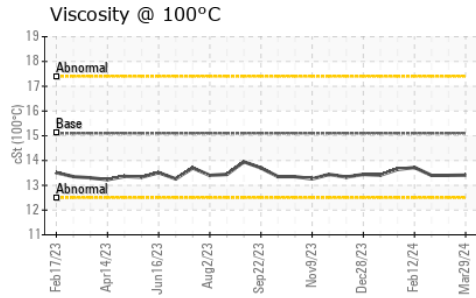
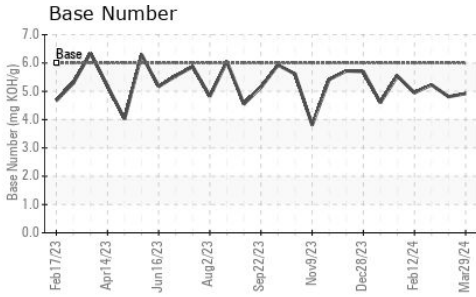
ADDITIVES		method	limit/base	current	history1	history2
Boron	ppm	ASTM D5185m		<1	4	2
Barium	ppm	ASTM D5185m		0	0	0
Molybdenum	ppm	ASTM D5185m		0	0	0
Manganese	ppm	ASTM D5185m		<1	<1	<1
Magnesium	ppm	ASTM D5185m		0	9	1
Calcium	ppm	ASTM D5185m		1617	1627	1559
Phosphorus	ppm	ASTM D5185m	270	241	265	244
Zinc	ppm	ASTM D5185m	310	282	315	289
Sulfur	ppm	ASTM D5185m		1951	2061	1976

CONTAMINANTS		method	limit/base	current	history1	history2
Silicon	ppm	ASTM D5185m	>15	6	5	6
Sodium	ppm	ASTM D5185m		1	<1	<1
Potassium	ppm	ASTM D5185m	>20	<1	0	0

FLUID DEGRADATION		method	limit/base	current	history1	history2
Acid Number (AN)	mg KOH/g	ASTM D8045	1.8	0.842	0.55	0.97
Base Number (BN)	mg KOH/g	ASTM D2896	6.0	4.92	4.81	5.23



OIL ANALYSIS REPORT

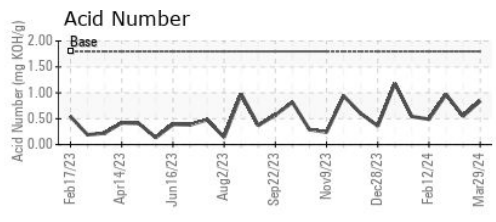
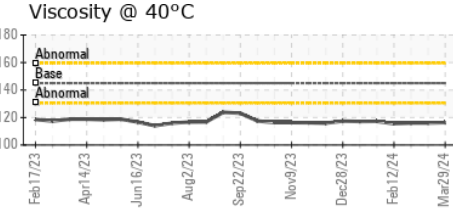
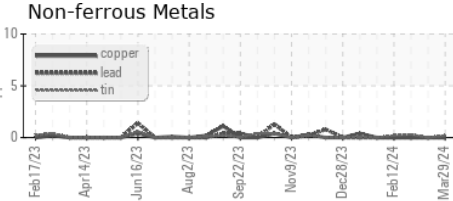
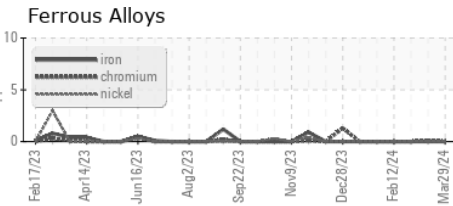


VISUAL	method	limit/base	current	history1	history2
White Metal	scalar	*Visual	NONE	NONE	NONE
Yellow Metal	scalar	*Visual	NONE	NONE	NONE
Precipitate	scalar	*Visual	NONE	NONE	NONE
Silt	scalar	*Visual	NONE	NONE	NONE
Debris	scalar	*Visual	NONE	NONE	NONE
Sand/Dirt	scalar	*Visual	NONE	NONE	NONE
Appearance	scalar	*Visual	NORML	NORML	NORML
Odor	scalar	*Visual	NORML	NORML	NORML
Emulsified Water	scalar	*Visual	NEG	NEG	NEG
Free Water	scalar	*Visual	NEG	NEG	NEG

FLUID PROPERTIES	method	limit/base	current	history1	history2
Visc @ 40°C	cSt	ASTM D445	145	116.0	116.0
Visc @ 100°C	cSt	ASTM D445	15.1	13.4	13.4
Viscosity Index (VI)	Scale	ASTM D2270	105	111	111

SAMPLE IMAGES	method	limit/base	current	history1	history2
Color					
Bottom					

GRAPHS



Certificate L2367

Laboratory : WearCheck USA - 501 Madison Ave., Cary, NC 27513
Sample No. : WC0898124
Lab Number : 06136719
Unique Number : 10956184
Test Package : MOB 2 (Additional Tests: FT-IR, ICP-NewOil, KV100, PrtCount, TBN, VI)

Received : 02 Apr 2024
Tested : 05 Apr 2024
Diagnosed : 05 Apr 2024 - Jonathan Hester

EDL NA Recips-Hancock County
 HANCOCK COUNTY POWER STATION, 3574 TOWNSHIP ROAD 142
 FINDLAY, OH
 US 45840

To discuss this sample report, contact Customer Service at 1-800-237-1369.

* - Denotes test methods that are outside of the ISO 17025 scope of accreditation.

Statements of conformity to specifications are based on the simple acceptance decision rule (JCGM 106:2012)

Contact: TIM CUSICK
 tim.cusick@edlenergy.com

T:
 F: