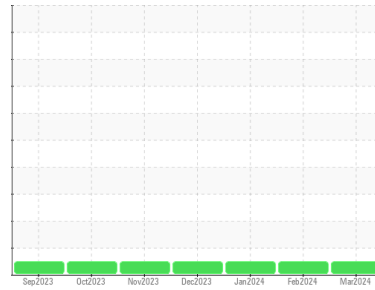




OIL ANALYSIS REPORT

Sample Rating Trend



NORMAL



Machine Id

1902

Component

Diesel Engine

Fluid

DIESEL ENGINE OIL SAE 15W30 (--- GAL)

DIAGNOSIS

Recommendation

Resample at the next service interval to monitor.

Wear

All component wear rates are normal.

Contamination

There is no indication of any contamination in the oil.

Fluid Condition

The BN result indicates that there is suitable alkalinity remaining in the oil. The condition of the oil is suitable for further service.

SAMPLE INFORMATION		method	limit/base	current	history1	history2
Sample Number	Client Info			WC0893951	WC0894018	WC0893980
Sample Date	Client Info			26 Mar 2024	22 Feb 2024	18 Jan 2024
Machine Age	mls	Client Info		0	0	0
Oil Age	mls	Client Info		0	0	0
Oil Changed	Client Info			N/A	N/A	N/A
Sample Status				NORMAL	NORMAL	NORMAL

CONTAMINATION		method	limit/base	current	history1	history2
Fuel	WC Method	>3.0		<1.0	<1.0	<1.0
Water	WC Method	>0.2		NEG	NEG	NEG
Glycol	WC Method			NEG	NEG	NEG

WEAR METALS		method	limit/base	current	history1	history2
Iron	ppm	ASTM D5185m	>90	5	5	5
Chromium	ppm	ASTM D5185m	>20	0	0	<1
Nickel	ppm	ASTM D5185m	>2	0	0	1
Titanium	ppm	ASTM D5185m	>2	0	0	0
Silver	ppm	ASTM D5185m	>2	0	0	<1
Aluminum	ppm	ASTM D5185m	>20	<1	<1	2
Lead	ppm	ASTM D5185m	>40	0	0	<1
Copper	ppm	ASTM D5185m	>330	<1	<1	1
Tin	ppm	ASTM D5185m	>15	0	<1	<1
Vanadium	ppm	ASTM D5185m		<1	0	<1
Cadmium	ppm	ASTM D5185m		0	0	0

ADDITIVES		method	limit/base	current	history1	history2
Boron	ppm	ASTM D5185m	250	<1	0	3
Barium	ppm	ASTM D5185m	10	<1	0	0
Molybdenum	ppm	ASTM D5185m	100	56	56	54
Manganese	ppm	ASTM D5185m		0	0	<1
Magnesium	ppm	ASTM D5185m	450	936	999	900
Calcium	ppm	ASTM D5185m	3000	1127	1067	958
Phosphorus	ppm	ASTM D5185m	1150	1032	1039	1012
Zinc	ppm	ASTM D5185m	1350	1299	1236	1212
Sulfur	ppm	ASTM D5185m	4250	3710	3129	2938

CONTAMINANTS		method	limit/base	current	history1	history2
Silicon	ppm	ASTM D5185m	>25	7	4	5
Sodium	ppm	ASTM D5185m	>25	2	3	4
Potassium	ppm	ASTM D5185m	>20	<1	<1	3

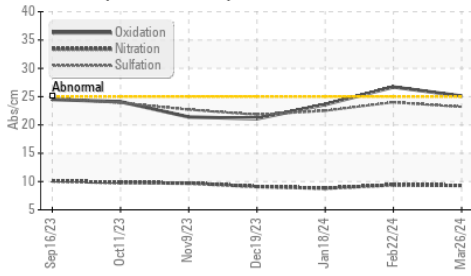
INFRA-RED		method	limit/base	current	history1	history2
Soot %	%	*ASTM D7844	>6	0.3	0.3	0.3
Nitration	Abs/cm	*ASTM D7624	>20	9.3	9.4	8.8
Sulfation	Abs/.1mm	*ASTM D7415	>30	23.2	24.0	22.5

FLUID DEGRADATION		method	limit/base	current	history1	history2
Oxidation	Abs/.1mm	*ASTM D7414	>25	25.1	26.7	23.6
Base Number (BN)	mg KOH/g	ASTM D2896	8.5	5.9	6.3	7.0

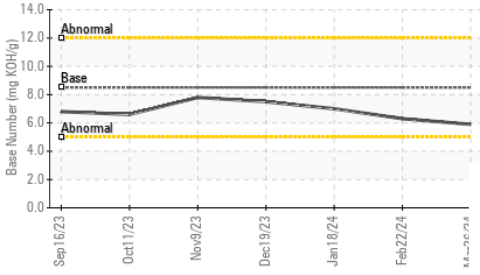


OIL ANALYSIS REPORT

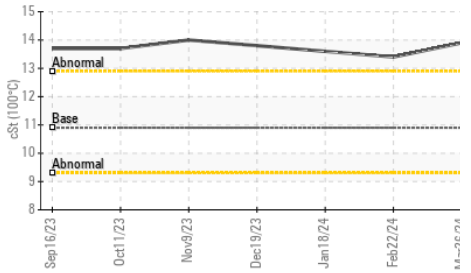
FT-IR (Direct Trend)



Base Number



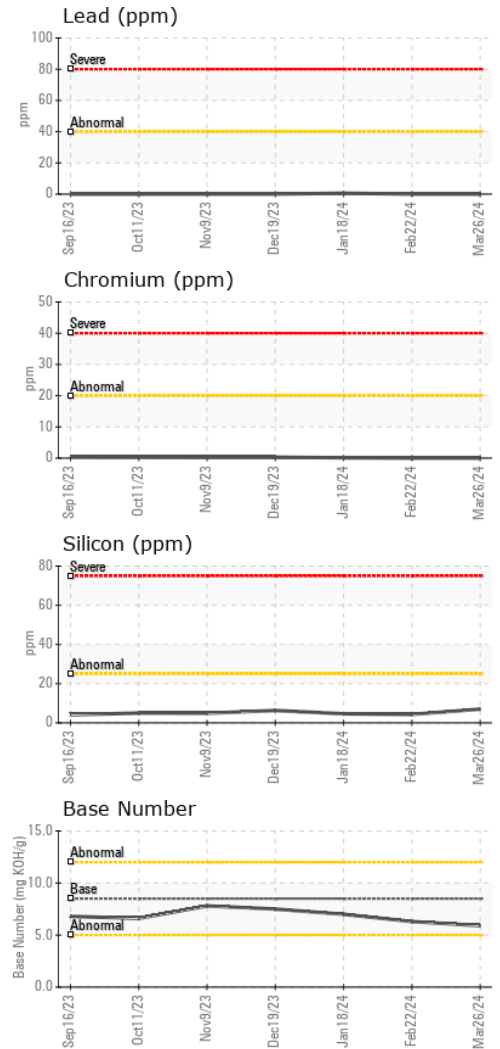
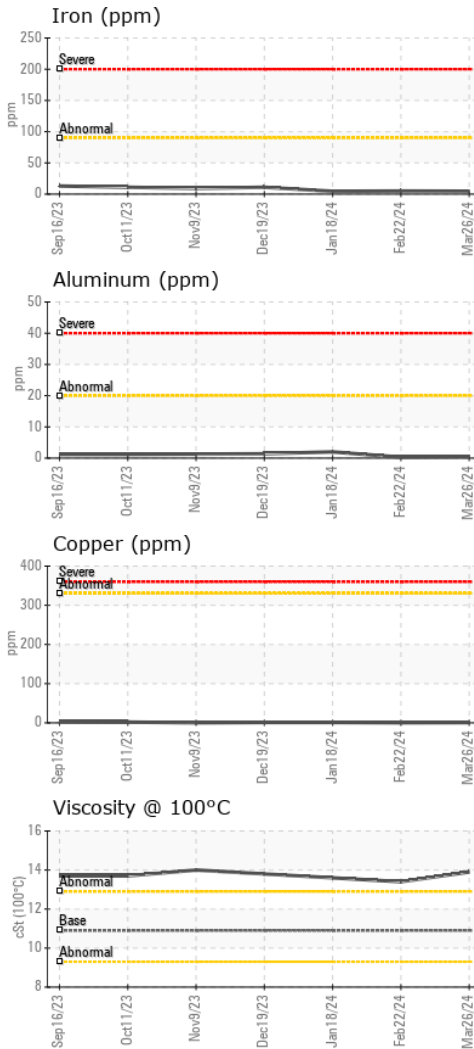
Viscosity @ 100°C



PARAMETER	method	limit/base	current	history1	history2
White Metal	scalar	*Visual	NONE	NONE	NONE
Yellow Metal	scalar	*Visual	NONE	NONE	NONE
Precipitate	scalar	*Visual	NONE	NONE	NONE
Silt	scalar	*Visual	NONE	NONE	NONE
Debris	scalar	*Visual	NONE	NONE	NONE
Sand/Dirt	scalar	*Visual	NONE	NONE	NONE
Appearance	scalar	*Visual	NORML	NORML	NORML
Odor	scalar	*Visual	NORML	NORML	NORML
Emulsified Water	scalar	*Visual	>0.2	NEG	NEG
Free Water	scalar	*Visual		NEG	NEG

FLUID PROPERTIES	method	limit/base	current	history1	history2
Visc @ 100°C	cSt	ASTM D445	10.9	13.9	13.4

GRAPHS



Certificate L2367

Laboratory : WearCheck USA - 501 Madison Ave., Cary, NC 27513
Sample No. : WC0893951 **Received** : 03 Apr 2024
Lab Number : 06137117 **Tested** : 04 Apr 2024
Unique Number : 10956582 **Diagnosed** : 05 Apr 2024 - Sean Felton
Test Package : MOB 1 (Additional Tests: TBN)

GO DURHAM - RAPT
 1903 FAYETTEVILLE ST
 DURHAM, NC
 US 27701

Contact: Robert Losiniecki
 Robert.losiniecki@ratpdev.com

To discuss this sample report, contact Customer Service at 1-800-237-1369.

* - Denotes test methods that are outside of the ISO 17025 scope of accreditation.

Statements of conformity to specifications are based on the simple acceptance decision rule (JCGM 106:2012)

T:
F: