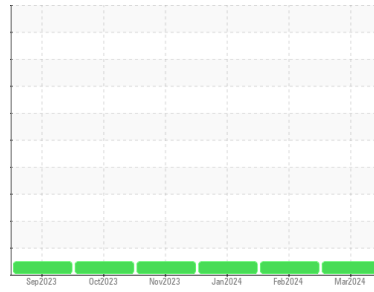




# OIL ANALYSIS REPORT

Sample Rating Trend



**NORMAL**



Machine Id

**1014**

Component

**Diesel Engine**

Fluid

**DIESEL ENGINE OIL SAE 15W40 (--- GAL)**

## DIAGNOSIS

### Recommendation

Resample at the next service interval to monitor.

### Wear

All component wear rates are normal.

### Contamination

There is no indication of any contamination in the oil.

### Fluid Condition

The BN result indicates that there is suitable alkalinity remaining in the oil. The condition of the oil is suitable for further service.

SAMPLE INFORMATION		method	limit/base	current	history1	history2
Sample Number	Client Info			<b>WC0894000</b>	WC0894013	WC0868110
Sample Date	Client Info			<b>16 Mar 2024</b>	08 Feb 2024	08 Jan 2024
Machine Age	mls	Client Info		<b>0</b>	0	0
Oil Age	mls	Client Info		<b>0</b>	0	0
Oil Changed	Client Info			<b>Changed</b>	Changed	N/A
Sample Status				<b>NORMAL</b>	NORMAL	NORMAL

CONTAMINATION		method	limit/base	current	history1	history2
Fuel	WC Method	>5		<b>&lt;1.0</b>	<1.0	<1.0
Water	WC Method	>0.2		<b>NEG</b>	NEG	NEG

WEAR METALS		method	limit/base	current	history1	history2
Iron	ppm	ASTM D5185m	>100	<b>18</b>	13	19
Chromium	ppm	ASTM D5185m	>20	<b>1</b>	<1	1
Nickel	ppm	ASTM D5185m	>4	<b>&lt;1</b>	<1	<1
Titanium	ppm	ASTM D5185m		<b>0</b>	0	0
Silver	ppm	ASTM D5185m	>3	<b>0</b>	0	0
Aluminum	ppm	ASTM D5185m	>20	<b>1</b>	2	1
Lead	ppm	ASTM D5185m	>40	<b>0</b>	0	<1
Copper	ppm	ASTM D5185m	>330	<b>1</b>	<1	1
Tin	ppm	ASTM D5185m	>15	<b>0</b>	0	0
Vanadium	ppm	ASTM D5185m		<b>&lt;1</b>	<1	<1
Cadmium	ppm	ASTM D5185m		<b>0</b>	0	0

ADDITIVES		method	limit/base	current	history1	history2
Boron	ppm	ASTM D5185m	250	<b>&lt;1</b>	<1	2
Barium	ppm	ASTM D5185m	10	<b>0</b>	0	0
Molybdenum	ppm	ASTM D5185m	100	<b>66</b>	59	61
Manganese	ppm	ASTM D5185m		<b>0</b>	0	<1
Magnesium	ppm	ASTM D5185m	450	<b>1076</b>	1056	1015
Calcium	ppm	ASTM D5185m	3000	<b>1185</b>	1126	1147
Phosphorus	ppm	ASTM D5185m	1150	<b>1142</b>	1079	1055
Zinc	ppm	ASTM D5185m	1350	<b>1405</b>	1323	1324
Sulfur	ppm	ASTM D5185m	4250	<b>3782</b>	3030	3093

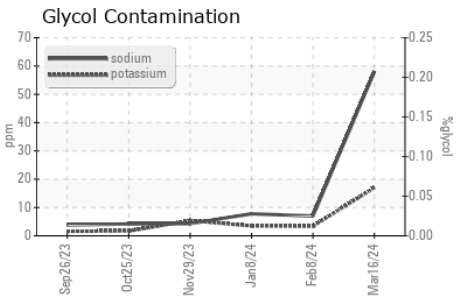
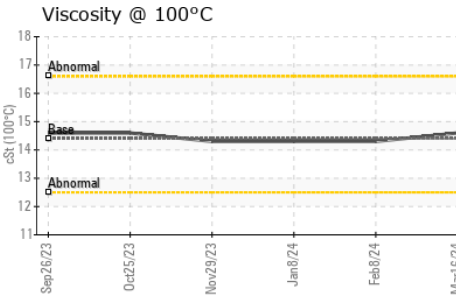
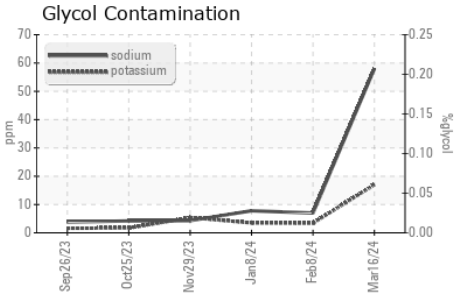
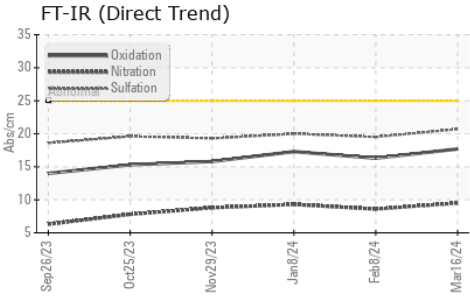
CONTAMINANTS		method	limit/base	current	history1	history2
Silicon	ppm	ASTM D5185m	>25	<b>7</b>	5	5
Sodium	ppm	ASTM D5185m	>158	<b>58</b>	7	8
Potassium	ppm	ASTM D5185m	>20	<b>17</b>	3	4
Glycol	%	*ASTM D2982		<b>NEG</b>	NEG	NEG

INFRA-RED		method	limit/base	current	history1	history2
Soot %	%	*ASTM D7844	>3	<b>0.6</b>	0.5	0.7
Nitration	Abs/cm	*ASTM D7624	>20	<b>9.5</b>	8.6	9.3
Sulfation	Abs/.1mm	*ASTM D7415	>30	<b>20.7</b>	19.5	20.0

FLUID DEGRADATION		method	limit/base	current	history1	history2
Oxidation	Abs/.1mm	*ASTM D7414	>25	<b>17.7</b>	16.3	17.3
Base Number (BN)	mg KOH/g	ASTM D2896	8.5	<b>7.0</b>	7.9	7.1



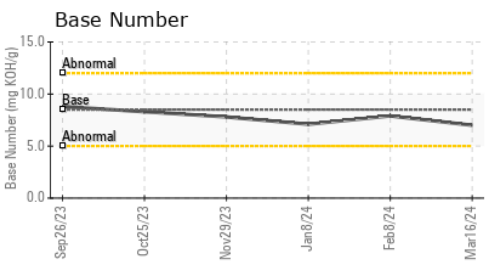
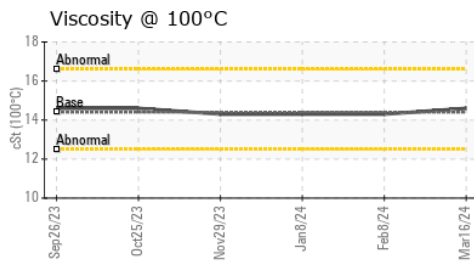
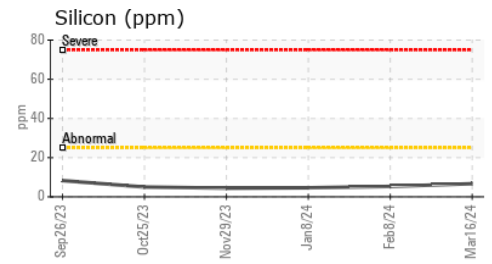
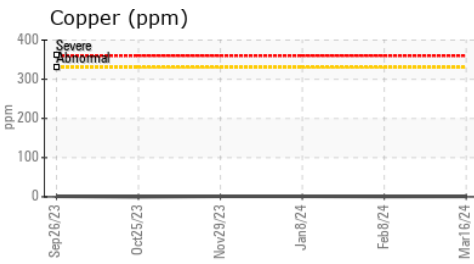
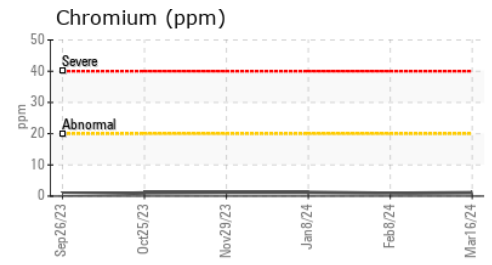
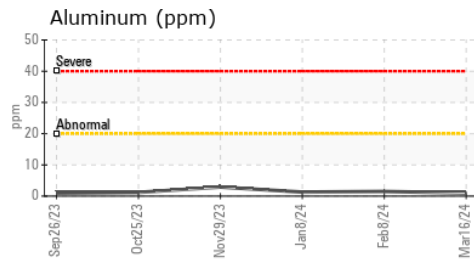
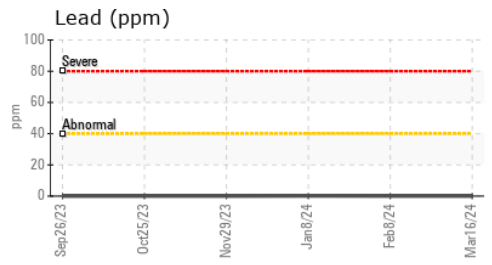
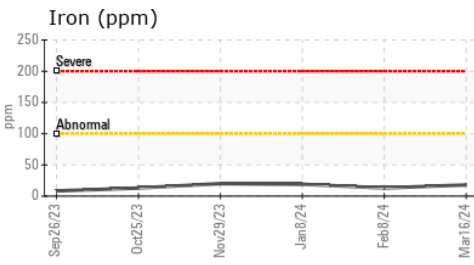
# OIL ANALYSIS REPORT



VISUAL	method	limit/base	current	history1	history2
White Metal	scalar	*Visual	NONE	NONE	NONE
Yellow Metal	scalar	*Visual	NONE	NONE	NONE
Precipitate	scalar	*Visual	NONE	NONE	NONE
Silt	scalar	*Visual	NONE	NONE	NONE
Debris	scalar	*Visual	NONE	NONE	NONE
Sand/Dirt	scalar	*Visual	NONE	NONE	NONE
Appearance	scalar	*Visual	NORML	NORML	NORML
Odor	scalar	*Visual	NORML	NORML	NORML
Emulsified Water	scalar	*Visual	>0.2	NEG	NEG
Free Water	scalar	*Visual		NEG	NEG

FLUID PROPERTIES	method	limit/base	current	history1	history2
Visc @ 100°C	cSt	ASTM D445	14.4	14.6	14.3

### GRAPHS



**Laboratory** : WearCheck USA - 501 Madison Ave., Cary, NC 27513  
**Sample No.** : WC0894000      **Received** : 03 Apr 2024  
**Lab Number** : 06137122      **Tested** : 05 Apr 2024  
**Unique Number** : 10956587      **Diagnosed** : 05 Apr 2024 - Sean Felton  
**Test Package** : MOB 1 ( Additional Tests: Glycol, TBN )

**GO DURHAM - RAPT**  
 1903 FAYETTEVILLE ST  
 DURHAM, NC  
 US 27701  
 Contact: Robert Iosiniecki  
 Robert.iosiniecki@ratpdev.com

To discuss this sample report, contact Customer Service at 1-800-237-1369.  
 \* - Denotes test methods that are outside of the ISO 17025 scope of accreditation.  
 Statements of conformity to specifications are based on the simple acceptance decision rule (JCGM 106:2012)