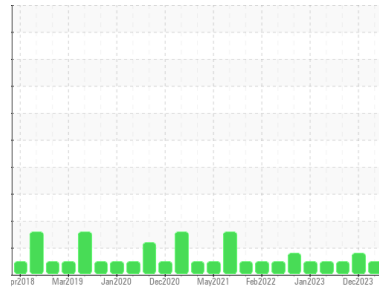




# OIL ANALYSIS REPORT

Sample Rating Trend



**NORMAL**



Machine Id  
**GEA PAR FRY LS-1**  
 Component  
**Refrigeration Compressor**  
 Fluid  
**USPI ALT-68 SC (--- GAL)**

## DIAGNOSIS

### Recommendation

Resample at the next service interval to monitor.

### Wear

All component wear rates are normal.

### Contamination

There is no indication of any contamination in the component. The amount and size of particulates present in the system is acceptable.

### Fluid Condition

The AN level is acceptable for this fluid. The condition of the oil is suitable for further service.

## SAMPLE INFORMATION

|               | method      | limit/base  | current            | history1    | history2    |
|---------------|-------------|-------------|--------------------|-------------|-------------|
| Sample Number | Client Info |             | <b>USP0008040</b>  | USP0004218  | USP0000247  |
| Sample Date   | Client Info |             | <b>02 Apr 2024</b> | 14 Dec 2023 | 30 Aug 2023 |
| Machine Age   | hrs         | Client Info | <b>0</b>           | 0           | 0           |
| Oil Age       | hrs         | Client Info | <b>0</b>           | 0           | 0           |
| Oil Changed   | Client Info |             | <b>N/A</b>         | N/A         | N/A         |
| Sample Status |             |             | <b>NORMAL</b>      | ABNORMAL    | NORMAL      |

## WEAR METALS

|          | method | limit/base     | current      | history1 | history2 |
|----------|--------|----------------|--------------|----------|----------|
| Iron     | ppm    | ASTM D5185m >8 | <b>&lt;1</b> | 0        | 0        |
| Chromium | ppm    | ASTM D5185m >2 | <b>&lt;1</b> | 0        | 0        |
| Nickel   | ppm    | ASTM D5185m    | <b>&lt;1</b> | <1       | 0        |
| Titanium | ppm    | ASTM D5185m    | <b>&lt;1</b> | 0        | 0        |
| Silver   | ppm    | ASTM D5185m >2 | <b>0</b>     | 0        | 0        |
| Aluminum | ppm    | ASTM D5185m >3 | <b>0</b>     | 0        | <1       |
| Lead     | ppm    | ASTM D5185m >2 | <b>0</b>     | 0        | 0        |
| Copper   | ppm    | ASTM D5185m >8 | <b>&lt;1</b> | 3        | <1       |
| Tin      | ppm    | ASTM D5185m >4 | <b>&lt;1</b> | 0        | 0        |
| Vanadium | ppm    | ASTM D5185m    | <b>&lt;1</b> | 0        | <1       |
| Cadmium  | ppm    | ASTM D5185m    | <b>&lt;1</b> | 0        | 0        |

## ADDITIVES

|            | method | limit/base     | current      | history1 | history2 |
|------------|--------|----------------|--------------|----------|----------|
| Boron      | ppm    | ASTM D5185m    | <b>0</b>     | 0        | 0        |
| Barium     | ppm    | ASTM D5185m    | <b>0</b>     | 0        | 0        |
| Molybdenum | ppm    | ASTM D5185m    | <b>&lt;1</b> | 0        | 0        |
| Manganese  | ppm    | ASTM D5185m    | <b>&lt;1</b> | <1       | 0        |
| Magnesium  | ppm    | ASTM D5185m    | <b>&lt;1</b> | <1       | 0        |
| Calcium    | ppm    | ASTM D5185m    | <b>0</b>     | 0        | 0        |
| Phosphorus | ppm    | ASTM D5185m    | <b>0</b>     | 1        | 0        |
| Zinc       | ppm    | ASTM D5185m    | <b>0</b>     | 0        | 0        |
| Sulfur     | ppm    | ASTM D5185m 50 | <b>0</b>     | 0        | 0        |

## CONTAMINANTS

|           | method | limit/base       | current      | history1 | history2 |
|-----------|--------|------------------|--------------|----------|----------|
| Silicon   | ppm    | ASTM D5185m >15  | <b>2</b>     | 2        | 1        |
| Sodium    | ppm    | ASTM D5185m      | <b>&lt;1</b> | 0        | 0        |
| Potassium | ppm    | ASTM D5185m >20  | <b>&lt;1</b> | 2        | 0        |
| Water     | %      | ASTM D6304 >0.01 | <b>0.006</b> | 0.007    | 0.007    |
| ppm Water | ppm    | ASTM D6304 >100  | <b>66</b>    | 75       | 76.7     |

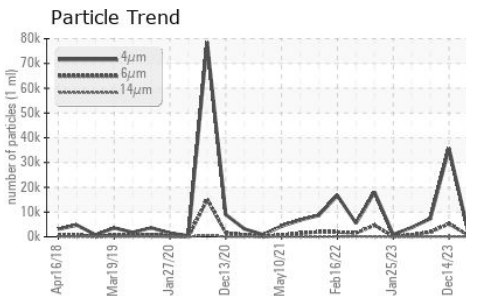
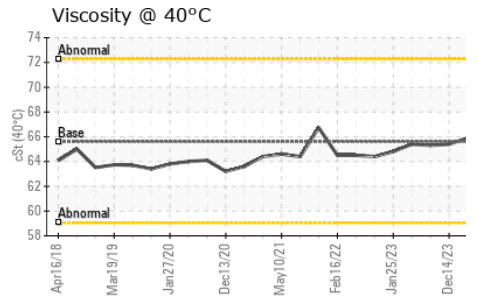
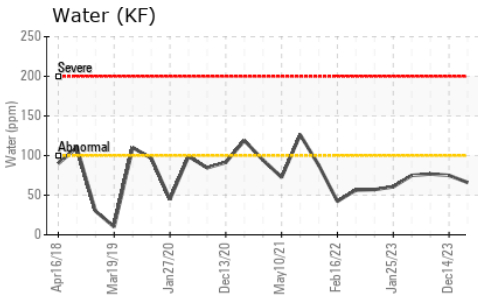
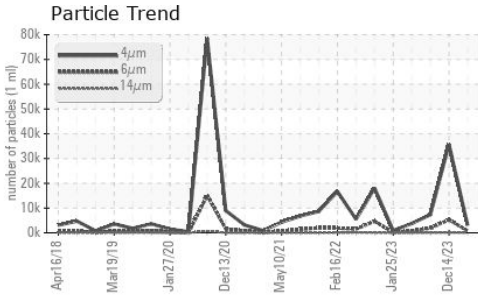
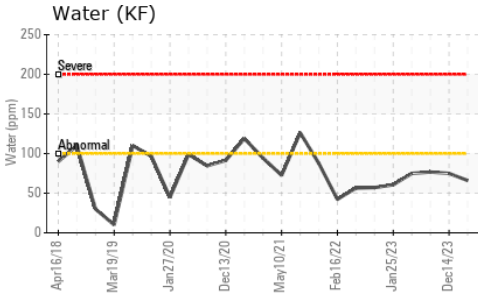
## FLUID CLEANLINESS

|                 | method       | limit/base | current         | history1   | history2 |
|-----------------|--------------|------------|-----------------|------------|----------|
| Particles >4µm  | ASTM D7647   |            | <b>3100</b>     | 35717      | 7346     |
| Particles >6µm  | ASTM D7647   | >2500      | <b>791</b>      | ▲ 5290     | 1968     |
| Particles >14µm | ASTM D7647   | >320       | <b>29</b>       | 100        | 60       |
| Particles >21µm | ASTM D7647   | >80        | <b>4</b>        | 11         | 7        |
| Particles >38µm | ASTM D7647   | >20        | <b>0</b>        | 0          | 0        |
| Particles >71µm | ASTM D7647   | >4         | <b>0</b>        | 0          | 0        |
| Oil Cleanliness | ISO 4406 (c) | >--/18/15  | <b>19/17/12</b> | ▲ 22/20/14 | 20/18/13 |

## FLUID DEGRADATION

|                  | method   | limit/base      | current      | history1 | history2 |
|------------------|----------|-----------------|--------------|----------|----------|
| Acid Number (AN) | mg KOH/g | ASTM D974 0.005 | <b>0.014</b> | 0.014    | 0.015    |


# OIL ANALYSIS REPORT



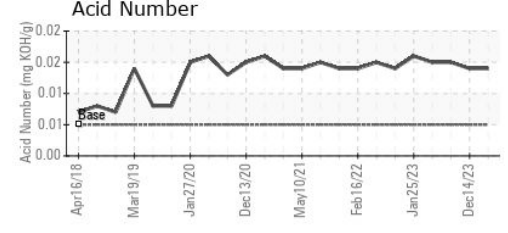
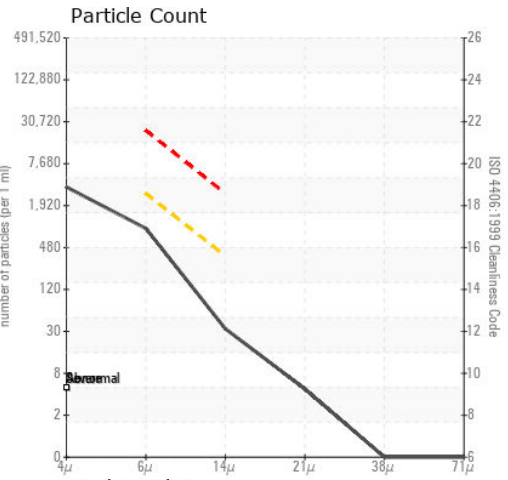
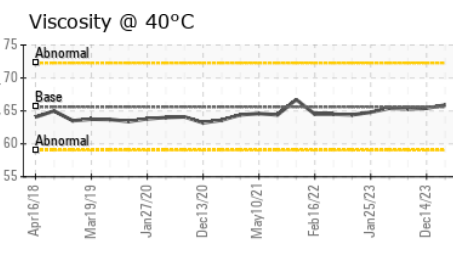
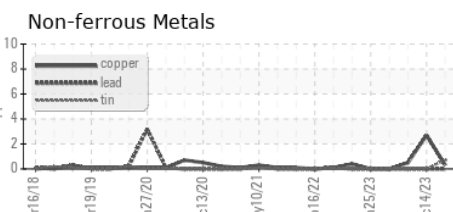
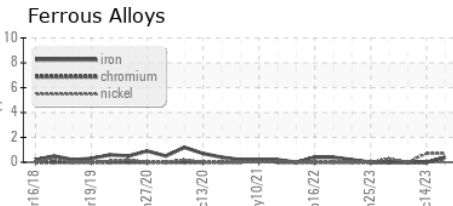
| VISUAL           | method | limit/base | current | history1 | history2 |
|------------------|--------|------------|---------|----------|----------|
| White Metal      | scalar | *Visual    | NONE    | NONE     | NONE     |
| Yellow Metal     | scalar | *Visual    | NONE    | NONE     | NONE     |
| Precipitate      | scalar | *Visual    | NONE    | NONE     | NONE     |
| Silt             | scalar | *Visual    | NONE    | NONE     | NONE     |
| Debris           | scalar | *Visual    | NONE    | NONE     | NONE     |
| Sand/Dirt        | scalar | *Visual    | NONE    | NONE     | NONE     |
| Appearance       | scalar | *Visual    | NORML   | NORML    | NORML    |
| Odor             | scalar | *Visual    | NORML   | NORML    | NORML    |
| Emulsified Water | scalar | *Visual    | >0.01   | NEG      | NEG      |
| Free Water       | scalar | *Visual    |         | NEG      | NEG      |

| FLUID PROPERTIES | method | limit/base | current | history1    | history2 |      |
|------------------|--------|------------|---------|-------------|----------|------|
| Visc @ 40°C      | cSt    | ASTM D445  | 65.6    | <b>65.9</b> | 65.4     | 65.3 |

| SAMPLE IMAGES | method | limit/base | current | history1 | history2 |
|---------------|--------|------------|---------|----------|----------|
|---------------|--------|------------|---------|----------|----------|



## GRAPHS



**Laboratory** : WearCheck USA - 501 Madison Ave., Cary, NC 27513  
**Sample No.** : USP008040  
**Lab Number** : 06138090  
**Unique Number** : 10962898  
**Test Package** : IND 2  
**Received** : 03 Apr 2024  
**Tested** : 04 Apr 2024  
**Diagnosed** : 05 Apr 2024 - Doug Bogart

**TYSON FOODS-GREEN FOREST-USP**  
 GREEN FOREST, AR  
 US  
 Contact: SERVICE MANAGER

To discuss this sample report, contact Customer Service at 1-800-237-1369.  
 \* - Denotes test methods that are outside of the ISO 17025 scope of accreditation.  
 Statements of conformity to specifications are based on the simple acceptance decision rule (JCGM 106:2012)