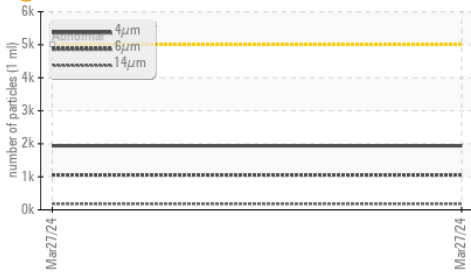


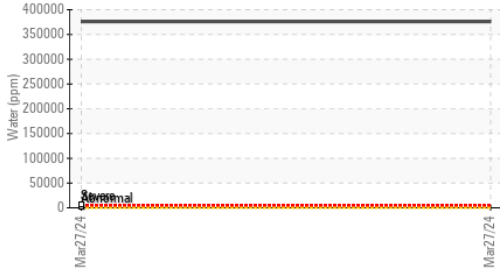


OIL ANALYSIS REPORT

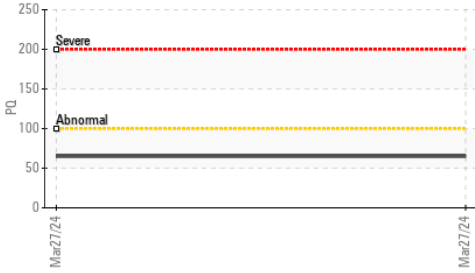
Particle Trend




Water (KF)



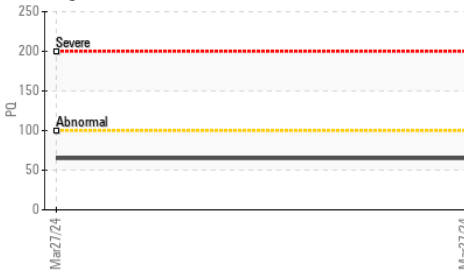
PQ



Viscosity @ 40°C



PQ



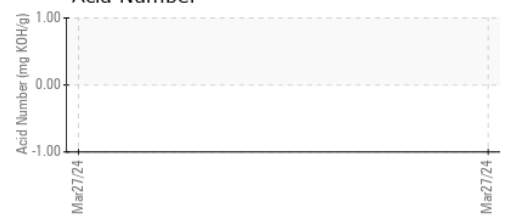
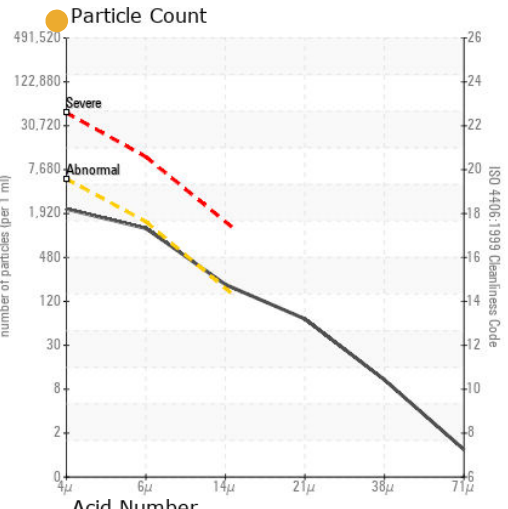
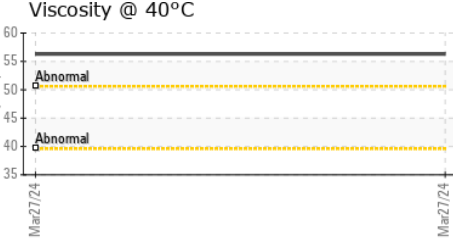
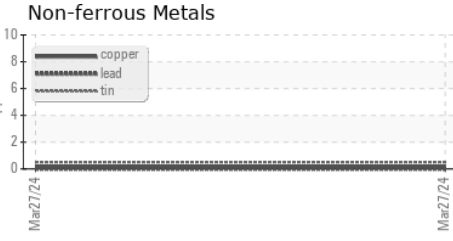

VISUAL	method	limit/base	current	history1	history2	
White Metal	scalar	*Visual	NONE	NONE	---	---
Yellow Metal	scalar	*Visual	NONE	NONE	---	---
Precipitate	scalar	*Visual	NONE	NONE	---	---
Silt	scalar	*Visual	NONE	NONE	---	---
Debris	scalar	*Visual	NONE	NONE	---	---
Sand/Dirt	scalar	*Visual	NONE	NONE	---	---
Appearance	scalar	*Visual	NORML	NORML	---	---
Odor	scalar	*Visual	NORML	NORML	---	---
Emulsified Water	scalar	*Visual	>0.05	0.2%	---	---
Free Water	scalar	*Visual		NEG	---	---

FLUID PROPERTIES	method	limit/base	current	history1	history2
pH	Scale 0-14	ASTM D1287	9.00	---	---
Visc @ 40°C	cSt	ASTM D445	56.3	---	---

SAMPLE IMAGES	method	limit/base	current	history1	history2
---------------	--------	------------	---------	----------	----------

Color				no image	no image
Bottom				no image	no image

GRAPHS



Laboratory : WearCheck USA - 501 Madison Ave., Cary, NC 27513
Sample No. : SBP0001573 **Received** : 04 Apr 2024
Lab Number : 06138598 **Tested** : 09 Apr 2024
Unique Number : 10963406 **Diagnosed** : 09 Apr 2024 - Jonathan Hester
Test Package : PLANT (Additional Tests: PH)

NEBRASKA ALUMINUM CASTINGS
 HASTINGS, NE
 US 68902
 Contact: LOREN MYERS
 lorenm@nealuminum.com

To discuss this sample report, contact Customer Service at 1-800-237-1369.

* - Denotes test methods that are outside of the ISO 17025 scope of accreditation.

Statements of conformity to specifications are based on the simple acceptance decision rule (JCGM 106:2012)