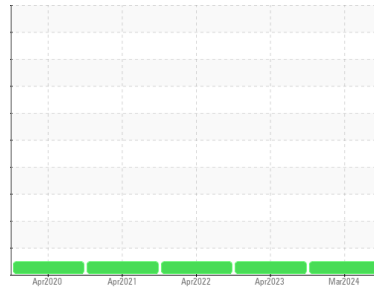




OIL ANALYSIS REPORT

Sample Rating Trend



NORMAL



Machine Id
PIERCE PLATFORM 139
 Component
Hydraulic System
 Fluid
 {not provided} (--- GAL)

DIAGNOSIS

Recommendation

Resample at the next service interval to monitor.
 Please specify the brand, type, and viscosity of the oil on your next sample.

Wear

All component wear rates are normal.

Contamination

There is no indication of any contamination in the oil.

Fluid Condition

The condition of the oil is acceptable for the time in service.

SAMPLE INFORMATION		method	limit/base	current	history1	history2
Sample Number	Client Info			WC0907021	WC0801356	WC0672019
Sample Date	Client Info			08 Mar 2024	21 Apr 2023	11 Apr 2022
Machine Age	hrs	Client Info		0	92	92
Oil Age	hrs	Client Info		0	92	92
Oil Changed	Client Info			Not Chngd	N/A	N/A
Sample Status				NORMAL	NORMAL	NORMAL

CONTAMINATION		method	limit/base	current	history1	history2
Water	WC Method		>0.1	NEG	NEG	NEG

WEAR METALS		method	limit/base	current	history1	history2
Iron	ppm	ASTM D5185m	>20	<1	<1	<1
Chromium	ppm	ASTM D5185m	>10	<1	0	<1
Nickel	ppm	ASTM D5185m	>10	<1	0	0
Titanium	ppm	ASTM D5185m		<1	0	0
Silver	ppm	ASTM D5185m		<1	0	0
Aluminum	ppm	ASTM D5185m	>10	2	2	<1
Lead	ppm	ASTM D5185m	>10	2	0	<1
Copper	ppm	ASTM D5185m	>75	8	6	6
Tin	ppm	ASTM D5185m	>10	1	0	0
Antimony	ppm	ASTM D5185m		---	---	---
Vanadium	ppm	ASTM D5185m		<1	0	0
Cadmium	ppm	ASTM D5185m		2	<1	<1

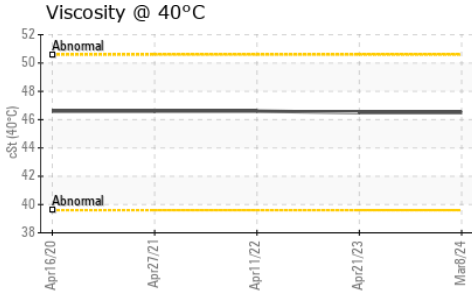
ADDITIVES		method	limit/base	current	history1	history2
Boron	ppm	ASTM D5185m		0	0	0
Barium	ppm	ASTM D5185m		0	0	0
Molybdenum	ppm	ASTM D5185m		<1	0	0
Manganese	ppm	ASTM D5185m		<1	<1	<1
Magnesium	ppm	ASTM D5185m		<1	<1	<1
Calcium	ppm	ASTM D5185m		114	108	110
Phosphorus	ppm	ASTM D5185m		646	647	632
Zinc	ppm	ASTM D5185m		851	902	866
Sulfur	ppm	ASTM D5185m		1609	2071	1408

CONTAMINANTS		method	limit/base	current	history1	history2
Silicon	ppm	ASTM D5185m	>20	2	1	2
Sodium	ppm	ASTM D5185m		0	1	0
Potassium	ppm	ASTM D5185m	>20	1	0	1

VISUAL		method	limit/base	current	history1	history2
White Metal	scalar	*Visual	NONE	NONE	NONE	NONE
Yellow Metal	scalar	*Visual	NONE	NONE	NONE	NONE
Precipitate	scalar	*Visual	NONE	NONE	NONE	NONE
Silt	scalar	*Visual	NONE	NONE	NONE	NONE
Debris	scalar	*Visual	NONE	NONE	NONE	NONE
Sand/Dirt	scalar	*Visual	NONE	NONE	NONE	NONE
Appearance	scalar	*Visual	NORML	NORML	NORML	NORML
Odor	scalar	*Visual	NORML	NORML	NORML	NORML
Emulsified Water	scalar	*Visual	>0.1	NEG	NEG	NEG
Free Water	scalar	*Visual		NEG	NEG	NEG




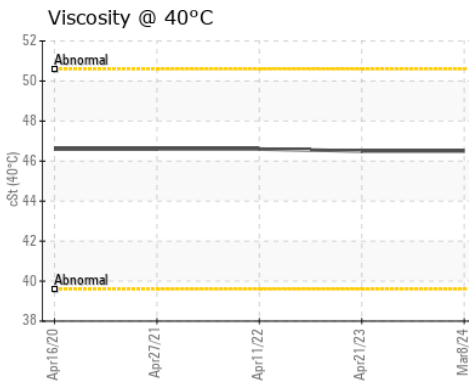
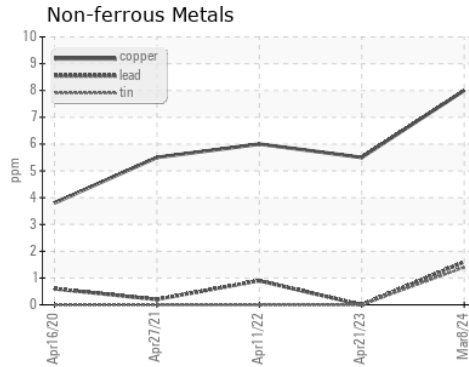
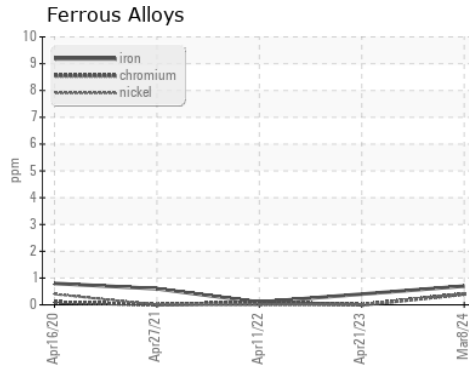
OIL ANALYSIS REPORT



FLUID PROPERTIES	method	limit/base	current	history1	history2
Visc @ 40°C	cSt	ASTM D445	46.5	46.5	46.6

SAMPLE IMAGES	method	limit/base	current	history1	history2
Color				no image	no image
Bottom				no image	no image

GRAPHS



Certificate L2367

Laboratory : WearCheck USA - 501 Madison Ave., Cary, NC 27513
Sample No. : WC0907021 **Received** : 04 Apr 2024
Lab Number : 06138970 **Tested** : 05 Apr 2024
Unique Number : 10963778 **Diagnosed** : 05 Apr 2024 - Wes Davis
Test Package : FLEET

SHAVANO PARK FIRE DEPT
 15604 NW MILITARY HWY
 SHAVANO PARK, TX 78231
 Contact: G WOODRUFF
 gwoodruff@shavanopark.org
 T: (210)643-1386
 F:

To discuss this sample report, contact Customer Service at 1-800-237-1369.

* - Denotes test methods that are outside of the ISO 17025 scope of accreditation.

Statements of conformity to specifications are based on the simple acceptance decision rule (JCGM 106:2012)