

NORMAL



Machine Id
B770
Component
Hydraulic System
Fluid
AW HYDRAULIC OIL ISO 46 (--- QTS)

DIAGNOSIS

Recommendation

Resample at the next service interval to monitor. NOTE: Please provide information regarding reservoir capacity, filter type and micron rating with next sample. Please specify the brand, type, and viscosity of the oil on your next sample.

Wear

All component wear rates are normal.

Contamination

There is no indication of any contamination in the oil.

Fluid Condition

The condition of the oil is acceptable for the time in service.

SAMPLE INFORMATION		method	limit/base	current	history1	history2
Sample Number	Client Info			HRE0000300	WC0799394	WC0771414
Sample Date	Client Info			06 Apr 2024	15 May 2023	28 Dec 2022
Machine Age	hrs	Client Info		0	0	0
Oil Age	hrs	Client Info		0	0	0
Oil Changed	Client Info			N/A	N/A	N/A
Sample Status				NORMAL	ABNORMAL	NORMAL

CONTAMINATION		method	limit/base	current	history1	history2
Water	WC Method		>0.05	NEG	NEG	NEG

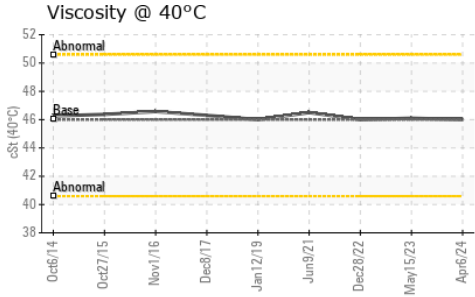
WEAR METALS		method	limit/base	current	history1	history2
Iron	ppm	ASTM D5185m	>20	5	4	5
Chromium	ppm	ASTM D5185m	>20	3	4	3
Nickel	ppm	ASTM D5185m	>20	0	<1	0
Titanium	ppm	ASTM D5185m		0	0	0
Silver	ppm	ASTM D5185m		0	0	0
Aluminum	ppm	ASTM D5185m	>20	0	0	<1
Lead	ppm	ASTM D5185m	>20	0	0	0
Copper	ppm	ASTM D5185m	>20	4	5	5
Tin	ppm	ASTM D5185m	>20	0	0	0
Antimony	ppm	ASTM D5185m		---	---	---
Vanadium	ppm	ASTM D5185m		0	0	0
Cadmium	ppm	ASTM D5185m		0	0	0

ADDITIVES		method	limit/base	current	history1	history2
Boron	ppm	ASTM D5185m	5	0	0	0
Barium	ppm	ASTM D5185m	5	0	0	0
Molybdenum	ppm	ASTM D5185m	5	0	<1	<1
Manganese	ppm	ASTM D5185m		0	0	0
Magnesium	ppm	ASTM D5185m	25	3	7	6
Calcium	ppm	ASTM D5185m	200	55	57	56
Phosphorus	ppm	ASTM D5185m	300	309	296	303
Zinc	ppm	ASTM D5185m	370	350	366	317
Sulfur	ppm	ASTM D5185m	2500	1451	1298	1111

CONTAMINANTS		method	limit/base	current	history1	history2
Silicon	ppm	ASTM D5185m	>15	<1	1	1
Sodium	ppm	ASTM D5185m		0	0	0
Potassium	ppm	ASTM D5185m	>20	0	<1	0


VISUAL		method	limit/base	current	history1	history2
White Metal	scalar	*Visual	NONE	NONE	▲ MODER	NONE
Yellow Metal	scalar	*Visual	NONE	NONE	NONE	NONE
Precipitate	scalar	*Visual	NONE	NONE	NONE	NONE
Silt	scalar	*Visual	NONE	NONE	NONE	NONE
Debris	scalar	*Visual	NONE	NONE	NONE	NONE
Sand/Dirt	scalar	*Visual	NONE	NONE	NONE	NONE
Appearance	scalar	*Visual	NORML	NORML	NORML	NORML
Odor	scalar	*Visual	NORML	NORML	NORML	NORML
Emulsified Water	scalar	*Visual	>0.05	NEG	NEG	NEG
Free Water	scalar	*Visual		NEG	NEG	NEG

OIL ANALYSIS REPORT

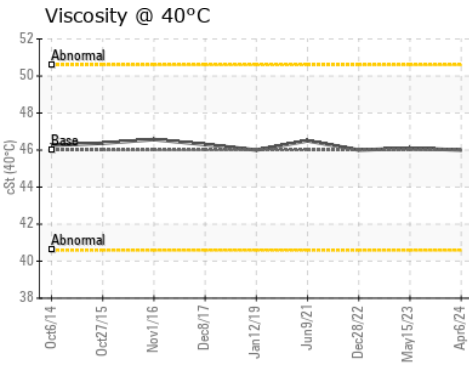
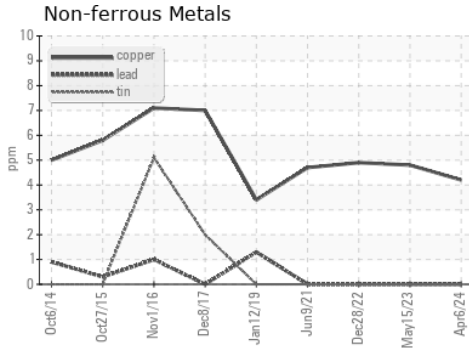
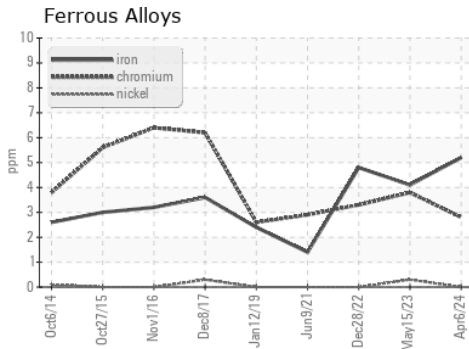


FLUID PROPERTIES		method	limit/base	current	history1	history2
Visc @ 40°C	cSt	ASTM D445	46	46.0	46.1	46.0

SAMPLE IMAGES		method	limit/base	current	history1	history2
---------------	--	--------	------------	---------	----------	----------



GRAPHS



Laboratory : WearCheck USA - 501 Madison Ave., Cary, NC 27513
Sample No. : HRE0000300
Lab Number : **06140384**
Unique Number : 10965192
Test Package : IND 1
Received : 05 Apr 2024
Tested : 08 Apr 2024
Diagnosed : 08 Apr 2024 - Wes Davis

SUMIRIKO TENNESSEE INC
 150 HESTER LN
 TAZEWELL, TN
 US 37879
 Contact: JEREMY COLLINS
 jcollins@us.sumiriko.com
 T: (423)626-8805
 F: (423)626-2065

To discuss this sample report, contact Customer Service at 1-800-237-1369.

* - Denotes test methods that are outside of the ISO 17025 scope of accreditation.

Statements of conformity to specifications are based on the simple acceptance decision rule (JCGM 106:2012)