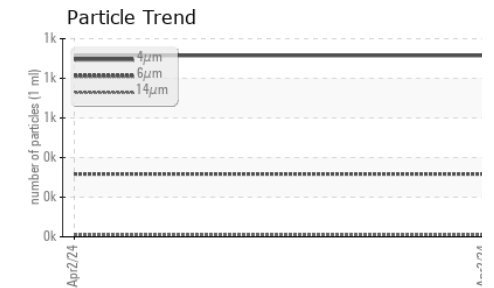


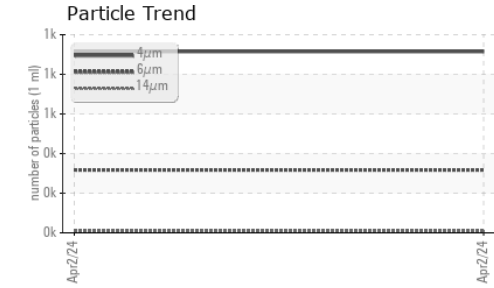






# OIL ANALYSIS REPORT




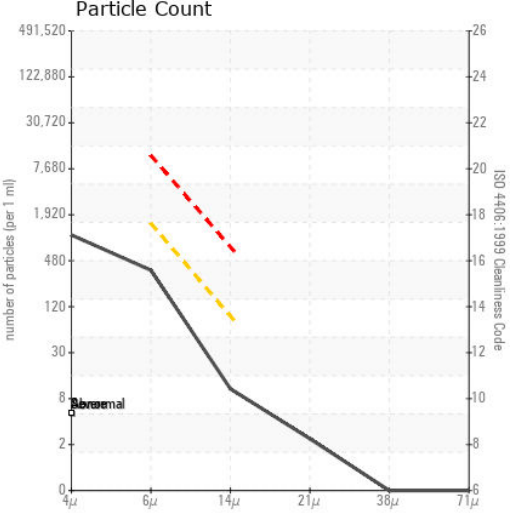
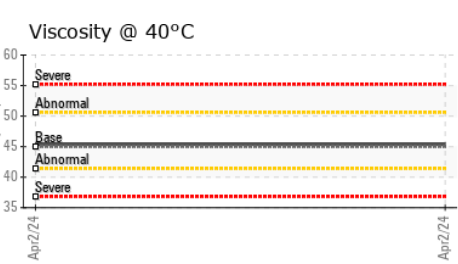


VISUAL	method	limit/base	current	history1	history2
White Metal	scalar	*Visual	NONE	NONE	---
Yellow Metal	scalar	*Visual	NONE	NONE	---
Precipitate	scalar	*Visual	NONE	NONE	---
Silt	scalar	*Visual	NONE	NONE	---
Debris	scalar	*Visual	NONE	NONE	---
Sand/Dirt	scalar	*Visual	NONE	NONE	---
Appearance	scalar	*Visual	NORML	NORML	---
Odor	scalar	*Visual	NORML	NORML	---
Emulsified Water	scalar	*Visual	>0.05	NEG	---
Free Water	scalar	*Visual		NEG	---

FLUID PROPERTIES	method	limit/base	current	history1	history2
Visc @ 40°C	cSt	ASTM D445	45	45.4	---

SAMPLE IMAGES	method	limit/base	current	history1	history2
---------------	--------	------------	---------	----------	----------



## GRAPHS



**Laboratory** : WearCheck USA - 501 Madison Ave., Cary, NC 27513  
**Sample No.** : KCPA016151 **Received** : 05 Apr 2024  
**Lab Number** : 06140648 **Tested** : 08 Apr 2024  
**Unique Number** : 10965456 **Diagnosed** : 09 Apr 2024 - Don Baldrige  
**Test Package** : IND 2 ( Additional Tests: KF, PrtCount )

**EYENOVIA INC**  
 3505 HAVEN AVE  
 MENLO PARK, CA  
 US 94025  
 Contact: J. DOMINGO  
 jdomingo@eyenovia.com

To discuss this sample report, contact Customer Service at 1-800-237-1369.  
 \* - Denotes test methods that are outside of the ISO 17025 scope of accreditation.  
 Statements of conformity to specifications are based on the simple acceptance decision rule (JCGM 106:2012)