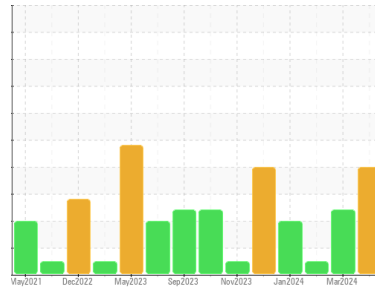




OIL ANALYSIS REPORT

Sample Rating Trend



WATER



Area
[BATCH 26 BEFORE]
 Machine Id
RECYCLE NH3 OIL
 Component
Refrigeration Compressor
 Fluid
USPI 1009-68 SC (--- GAL)

DIAGNOSIS

▲ Recommendation

This is a baseline read-out on the submitted sample. BATCH 26 BEFORE

▲ Wear

The iron level is abnormal.

▲ Contamination

There is a high amount of particulates present in the oil. There is a light concentration of water present in the oil.

Fluid Condition

The AN level is acceptable for this fluid.

SAMPLE INFORMATION

	method	limit/base	current	history1	history2
Sample Number	Client Info		USP0007895	USP0006106	USP0007246
Sample Date	Client Info		05 Apr 2024	18 Mar 2024	02 Feb 2024
Machine Age	hrs	Client Info	0	0	0
Oil Age	hrs	Client Info	0	0	0
Oil Changed	Client Info		N/A	N/A	N/A
Sample Status			ABNORMAL	ABNORMAL	NORMAL

WEAR METALS

	method	limit/base	current	history1	history2
Iron	ppm	ASTM D5185m >8	▲ 60	▲ 102	0
Chromium	ppm	ASTM D5185m >2	0	0	0
Nickel	ppm	ASTM D5185m	0	0	0
Titanium	ppm	ASTM D5185m	0	0	0
Silver	ppm	ASTM D5185m >2	0	0	0
Aluminum	ppm	ASTM D5185m >3	0	0	0
Lead	ppm	ASTM D5185m >2	0	0	0
Copper	ppm	ASTM D5185m >8	0	0	0
Tin	ppm	ASTM D5185m >4	0	0	0
Vanadium	ppm	ASTM D5185m	0	0	0
Cadmium	ppm	ASTM D5185m	0	0	0

ADDITIVES

	method	limit/base	current	history1	history2
Boron	ppm	ASTM D5185m	0	0	0
Barium	ppm	ASTM D5185m	0	0	0
Molybdenum	ppm	ASTM D5185m	0	0	0
Manganese	ppm	ASTM D5185m	0	<1	0
Magnesium	ppm	ASTM D5185m	0	0	0
Calcium	ppm	ASTM D5185m	0	0	0
Phosphorus	ppm	ASTM D5185m	0	0	0
Zinc	ppm	ASTM D5185m	0	0	0
Sulfur	ppm	ASTM D5185m 50	0	0	0

CONTAMINANTS

	method	limit/base	current	history1	history2
Silicon	ppm	ASTM D5185m >15	3	4	3
Sodium	ppm	ASTM D5185m	<1	0	0
Potassium	ppm	ASTM D5185m >20	0	0	0
Water	%	ASTM D6304 >0.01	▲ 0.034	0.013	0.002
ppm Water	ppm	ASTM D6304 >100	▲ 344	131	16

FLUID CLEANLINESS

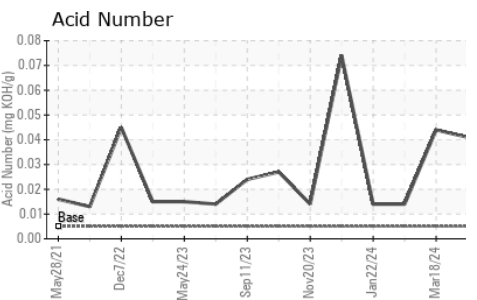
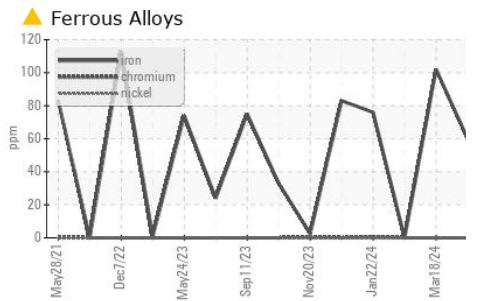
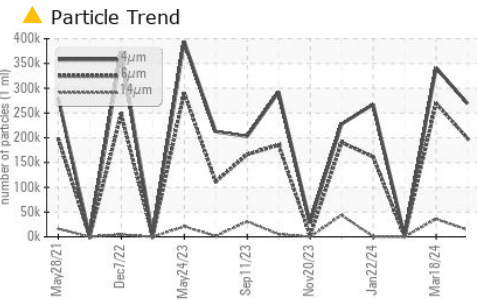
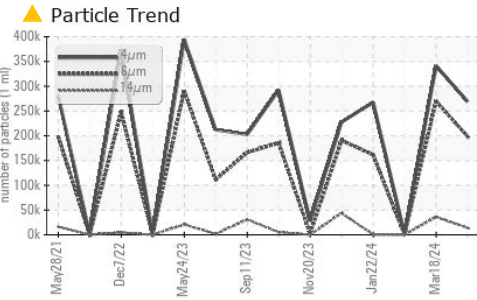
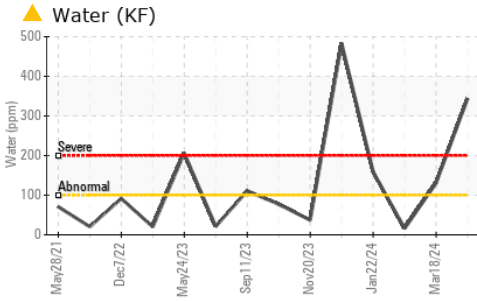
	method	limit/base	current	history1	history2
Particles >4µm	ASTM D7647		268763	341244	1483
Particles >6µm	ASTM D7647	>2500	▲ 198349	▲ 269616	234
Particles >14µm	ASTM D7647	>320	▲ 14020	▲ 35845	16
Particles >21µm	ASTM D7647	>80	▲ 606	▲ 2297	5
Particles >38µm	ASTM D7647	>20	1	0	0
Particles >71µm	ASTM D7647	>4	0	0	0
Oil Cleanliness	ISO 4406 (c)	>--/18/15	▲ 25/25/21	▲ 26/25/22	18/15/11

FLUID DEGRADATION

	method	limit/base	current	history1	history2
Acid Number (AN)	mg KOH/g	ASTM D974 0.005	0.041	0.044	0.014




OIL ANALYSIS REPORT



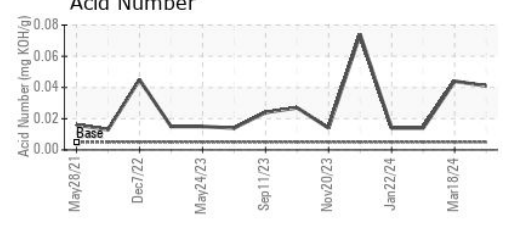
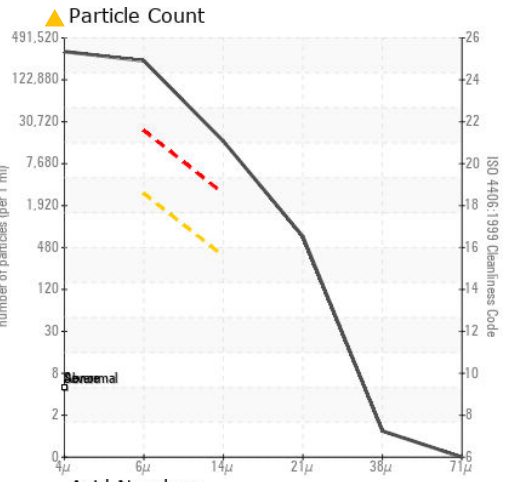
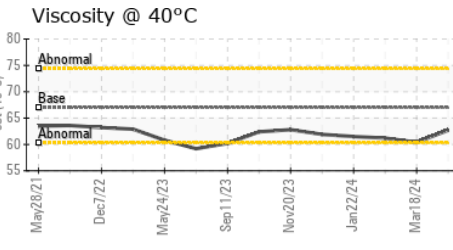
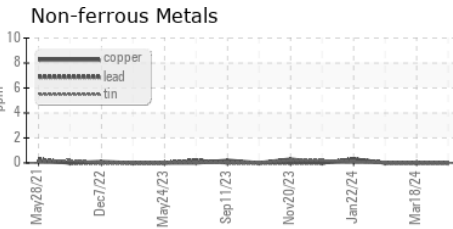
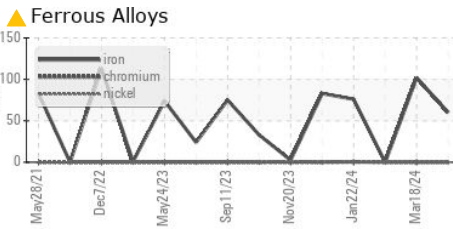
VISUAL	method	limit/base	current	history1	history2
White Metal	scalar	*Visual	NONE	NONE	NONE
Yellow Metal	scalar	*Visual	NONE	NONE	NONE
Precipitate	scalar	*Visual	NONE	NONE	NONE
Silt	scalar	*Visual	NONE	NONE	NONE
Debris	scalar	*Visual	NONE	NONE	NONE
Sand/Dirt	scalar	*Visual	NONE	NONE	NONE
Appearance	scalar	*Visual	NORML	NORML	NORML
Odor	scalar	*Visual	NORML	NORML	NORML
Emulsified Water	scalar	*Visual	>0.01	NEG	NEG
Free Water	scalar	*Visual		NEG	NEG

FLUID PROPERTIES	method	limit/base	current	history1	history2
Visc @ 40°C	cSt	ASTM D445	67	60.4	61.2

SAMPLE IMAGES	method	limit/base	current	history1	history2
---------------	--------	------------	---------	----------	----------



GRAPHS



Laboratory : WearCheck USA - 501 Madison Ave., Cary, NC 27513
Sample No. : USP0007895
Lab Number : 06141350
Unique Number : 10966158
Test Package : IND 2

TYSON FOODS INC - LEXINGTON HIDES
 1500 PLUM CREEK PKWY
 LEXINGTON, NE
 US 68850
 Contact: JOEL RODRIGUEZ

To discuss this sample report, contact Customer Service at 1-800-237-1369.

* - Denotes test methods that are outside of the ISO 17025 scope of accreditation.

Statements of conformity to specifications are based on the simple acceptance decision rule (JCGM 106:2012)

T:
F: