



OIL ANALYSIS REPORT

Sample Rating Trend



NORMAL



Area
ULTRA COOLANT
 Machine Id
INGERSOLL RAND VK5643U19117
 Component
Compressor

DIAGNOSIS

Recommendation

Resample at the next service interval to monitor.

Wear

All component wear rates are normal.

Contamination

There is no indication of any contamination in the oil.

Fluid Condition

The AN level is acceptable for this fluid. The condition of the oil is acceptable for the time in service.

| SAMPLE INFORMATION | | method | limit/base | current | history1 | history2 |
|--------------------|-------------|-------------|------------|--------------------|----------|----------|
| Sample Number | Client Info | | | UCH06141472 | --- | --- |
| Sample Date | Client Info | | | 25 Mar 2024 | --- | --- |
| Machine Age | hrs | Client Info | | 24220 | --- | --- |
| Oil Age | hrs | Client Info | | 3044 | --- | --- |
| Oil Changed | Client Info | | | N/A | --- | --- |
| Sample Status | | | | NORMAL | --- | --- |

| CONTAMINATION | | method | limit/base | current | history1 | history2 |
|---------------|-----------|--------|------------|------------|----------|----------|
| Water | WC Method | | >0.1 | NEG | --- | --- |

| WEAR METALS | | method | limit/base | current | history1 | history2 |
|-------------|-----|-------------|------------|--------------|----------|----------|
| Iron | ppm | ASTM D5185m | >50 | 0 | --- | --- |
| Chromium | ppm | ASTM D5185m | >10 | 0 | --- | --- |
| Nickel | ppm | ASTM D5185m | | 0 | --- | --- |
| Titanium | ppm | ASTM D5185m | | 0 | --- | --- |
| Silver | ppm | ASTM D5185m | | 0 | --- | --- |
| Aluminum | ppm | ASTM D5185m | >25 | 0 | --- | --- |
| Lead | ppm | ASTM D5185m | >25 | 0 | --- | --- |
| Copper | ppm | ASTM D5185m | >50 | 0 | --- | --- |
| Tin | ppm | ASTM D5185m | >15 | <1 | --- | --- |
| Vanadium | ppm | ASTM D5185m | | 0 | --- | --- |
| Cadmium | ppm | ASTM D5185m | | 0 | --- | --- |

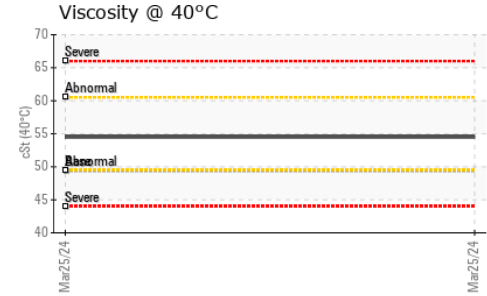

| ADDITIVES | | method | limit/base | current | history1 | history2 |
|------------|-----|-------------|------------|------------|----------|----------|
| Boron | ppm | ASTM D5185m | 0 | 0 | --- | --- |
| Barium | ppm | ASTM D5185m | 500 | 924 | --- | --- |
| Molybdenum | ppm | ASTM D5185m | 0 | 0 | --- | --- |
| Manganese | ppm | ASTM D5185m | | 0 | --- | --- |
| Magnesium | ppm | ASTM D5185m | 0 | 0 | --- | --- |
| Calcium | ppm | ASTM D5185m | 0 | 0 | --- | --- |
| Phosphorus | ppm | ASTM D5185m | 20 | 0 | --- | --- |
| Zinc | ppm | ASTM D5185m | 0 | 0 | --- | --- |
| Sulfur | ppm | ASTM D5185m | 200 | 400 | --- | --- |

| CONTAMINANTS | | method | limit/base | current | history1 | history2 |
|--------------|-----|-------------|------------|--------------|----------|----------|
| Silicon | ppm | ASTM D5185m | >25 | <1 | --- | --- |
| Sodium | ppm | ASTM D5185m | | 34 | --- | --- |
| Potassium | ppm | ASTM D5185m | >20 | 3 | --- | --- |

| FLUID DEGRADATION | | method | limit/base | current | history1 | history2 |
|-------------------|----------|------------|------------|--------------|----------|----------|
| Acid Number (AN) | mg KOH/g | ASTM D8045 | | 0.371 | --- | --- |



OIL ANALYSIS REPORT



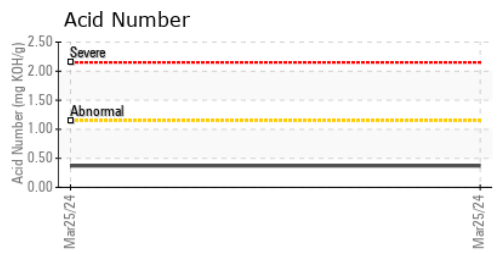
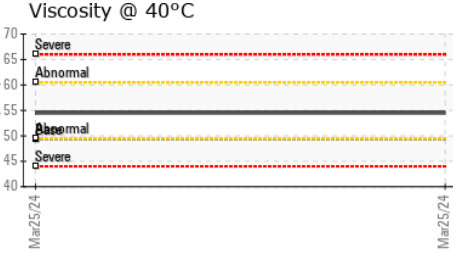
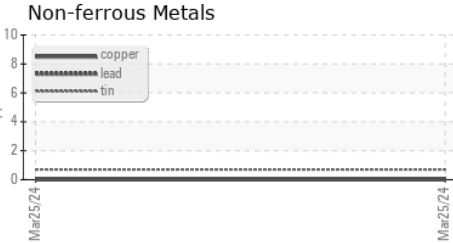

| VISUAL | method | limit/base | current | history1 | history2 |
|------------------|--------|------------|---------|----------|----------|
| White Metal | scalar | *Visual | NONE | NONE | --- |
| Yellow Metal | scalar | *Visual | NONE | NONE | --- |
| Precipitate | scalar | *Visual | NONE | NONE | --- |
| Silt | scalar | *Visual | NONE | NONE | --- |
| Debris | scalar | *Visual | NONE | NONE | --- |
| Sand/Dirt | scalar | *Visual | NONE | NONE | --- |
| Appearance | scalar | *Visual | NORML | NORML | --- |
| Odor | scalar | *Visual | NORML | NORML | --- |
| Emulsified Water | scalar | *Visual | >0.1 | NEG | --- |
| Free Water | scalar | *Visual | | NEG | --- |

| FLUID PROPERTIES | method | limit/base | current | history1 | history2 |
|------------------|--------|------------|---------|-------------|----------|
| Visc @ 40°C | cSt | ASTM D445 | 49.4 | 54.5 | --- |

SAMPLE IMAGES

| SAMPLE IMAGES | method | limit/base | current | history1 | history2 |
|---------------|--------|------------|---------|----------|----------|
| Color | | | | | |
| Bottom | | | | | |

GRAPHS



Laboratory : WearCheck USA - 501 Madison Ave., Cary, NC 27513
Sample No. : UCH06141472 **Received** : 08 Apr 2024
Lab Number : **06141472** **Tested** : 09 Apr 2024
Unique Number : 10966280 **Diagnosed** : 10 Apr 2024 - Angela Borella
Test Package : IND 2

JOHN HENRY FOSTER COMPANY
 4700 LEBOURGET STREET
 SAINT LOUIS, MO
 US 63134
 Contact: RACHEL VON HATTEN
 rvonhatten@jhf.com

To discuss this sample report, contact Customer Service at 1-800-237-1369.
 * - Denotes test methods that are outside of the ISO 17025 scope of accreditation.
 Statements of conformity to specifications are based on the simple acceptance decision rule (JCGM 106:2012)