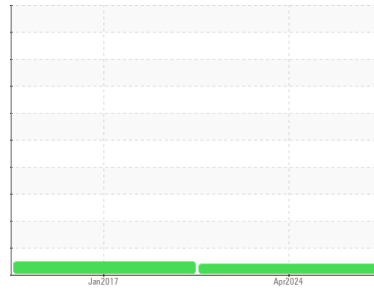




OIL ANALYSIS REPORT

Sample Rating Trend



VISCOSITY



Area

ACS-46 [416260]

Machine Id

ATLAS COPCO API617218 - PHILLIPS PRECISION

Component

Compressor

DIAGNOSIS

Recommendation

The oil change at the time of sampling has been noted. Resample at the next service interval to monitor.

Wear

All component wear rates are normal.

Contamination

There is no indication of any contamination in the oil.

Fluid Condition

The oil viscosity is higher than normal. The AN level is acceptable for this fluid.

SAMPLE INFORMATION

	method	limit/base	current	history1	history2
Sample Number	Client Info		UCH06141498	UCH04136036	---
Sample Date	Client Info		07 Apr 2024	03 Jan 2017	---
Machine Age	hrs	Client Info	58392	18143	---
Oil Age	hrs	Client Info	4000	1264	---
Oil Changed	Client Info		Changed	N/A	---
Sample Status			ATTENTION	NORMAL	---

WEAR METALS

	method	limit/base	current	history1	history2
Iron	ppm	ASTM D5185m >50	0	<1	---
Chromium	ppm	ASTM D5185m >5	0	0	---
Nickel	ppm	ASTM D5185m	1	0	---
Titanium	ppm	ASTM D5185m	0	0	---
Silver	ppm	ASTM D5185m	0	0	---
Aluminum	ppm	ASTM D5185m >15	<1	0	---
Lead	ppm	ASTM D5185m >65	0	<1	---
Copper	ppm	ASTM D5185m >65	0	<1	---
Tin	ppm	ASTM D5185m >10	<1	0	---
Antimony	ppm	ASTM D5185m	---	0	---
Vanadium	ppm	ASTM D5185m	0	0	---
Cadmium	ppm	ASTM D5185m	0	0	---

ADDITIVES

	method	limit/base	current	history1	history2
Boron	ppm	ASTM D5185m 1.5	0	0	---
Barium	ppm	ASTM D5185m 0	0	0	---
Molybdenum	ppm	ASTM D5185m 0	0	0	---
Manganese	ppm	ASTM D5185m 0.3	0	0	---
Magnesium	ppm	ASTM D5185m 0	2	<1	---
Calcium	ppm	ASTM D5185m 0	<1	0	---
Phosphorus	ppm	ASTM D5185m 406	6	24	---
Zinc	ppm	ASTM D5185m 0	<1	32	---
Sulfur	ppm	ASTM D5185m 1283	101	86	---

CONTAMINANTS

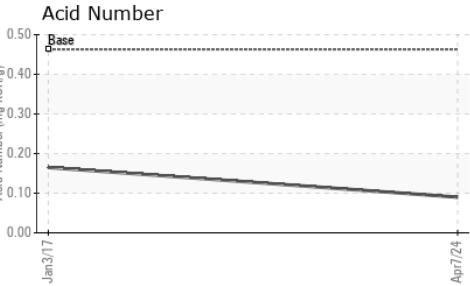
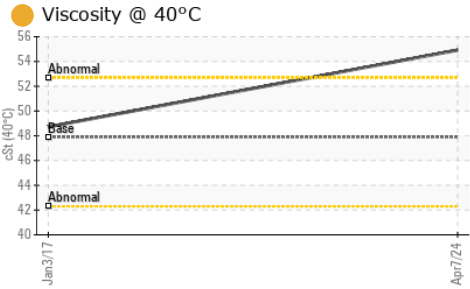
	method	limit/base	current	history1	history2
Silicon	ppm	ASTM D5185m >35	0	<1	---
Sodium	ppm	ASTM D5185m	<1	1	---
Potassium	ppm	ASTM D5185m >20	2	3	---
Water	%	ASTM D6304 >0.1	NEG	NEG	---

FLUID DEGRADATION

	method	limit/base	current	history1	history2
Acid Number (AN)	mg KOH/g	ASTM D8045 0.463	0.09	0.165	---




OIL ANALYSIS REPORT



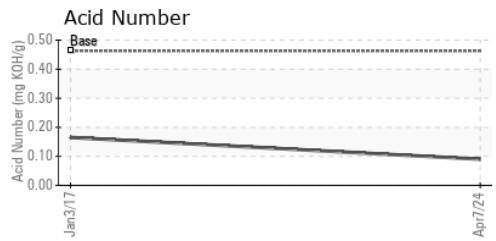
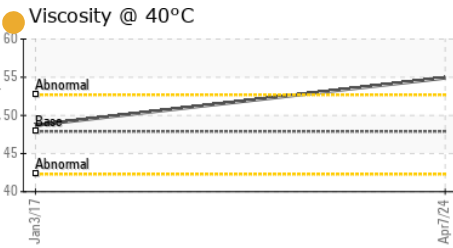
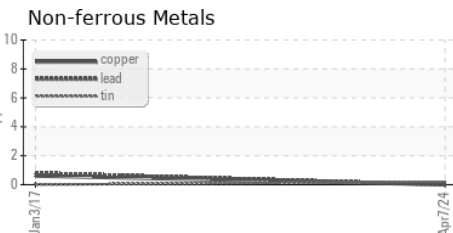

VISUAL	method	limit/base	current	history1	history2
White Metal	scalar	*Visual	NONE	NONE	---
Yellow Metal	scalar	*Visual	NONE	NONE	---
Precipitate	scalar	*Visual	NONE	NONE	---
Silt	scalar	*Visual	NONE	NONE	---
Debris	scalar	*Visual	NONE	NONE	---
Sand/Dirt	scalar	*Visual	NONE	NONE	---
Appearance	scalar	*Visual	NORML	NORML	---
Odor	scalar	*Visual	NORML	NORML	---
Emulsified Water	scalar	*Visual	>0.1	NEG	---
Free Water	scalar	*Visual		NEG	---

FLUID PROPERTIES	method	limit/base	current	history1	history2
Visc @ 40°C	cSt	ASTM D445	47.9 ● 54.92	48.72	---

SAMPLE IMAGES	method	limit/base	current	history1	history2
---------------	--------	------------	---------	----------	----------



GRAPHS



Laboratory : WearCheck USA - 501 Madison Ave., Cary, NC 27513
Sample No. : UCH06141498 **Received** : 08 Apr 2024
Lab Number : 06141498 **Tested** : 15 Apr 2024
Unique Number : 10966306 **Diagnosed** : 15 Apr 2024 - Jonathan Hester
Test Package : IND 2 (Additional Tests: KF)

AIRMATIC COMPRESSOR SYSTEMS
 700 WASHINGTON AVE
 CARLSTADT, NJ
 US 07072
 Contact: ELVIN DIAZ
 ediaz@airmaticcompressor.com; canastasio@wearcheckusa.com

To discuss this sample report, contact Customer Service at 1-800-237-1369.
 * - Denotes test methods that are outside of the ISO 17025 scope of accreditation.
 Statements of conformity to specifications are based on the simple acceptance decision rule (JCGM 106:2012)