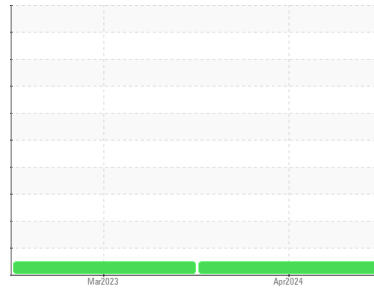




OIL ANALYSIS REPORT

Sample Rating Trend



NORMAL



Area

SYNOIL 8K

Machine Id

KAESER 331275 - AALBERTS SURFACE TECHNOLOGIES

Component

Compressor

DIAGNOSIS

Recommendation

Resample at the next service interval to monitor.

Wear

All component wear rates are normal.

Contamination

There is no indication of any contamination in the oil.

Fluid Condition

The AN level is acceptable for this fluid. The condition of the oil is suitable for further service.

SAMPLE INFORMATION

	method	limit/base	current	history1	history2
Sample Number	Client Info		UCZ06143170	UCZ05836802	---
Sample Date	Client Info		03 Apr 2024	30 Mar 2023	---
Machine Age	hrs	Client Info	66171	65569	---
Oil Age	hrs	Client Info	700	100	---
Oil Changed	Client Info		Changed	Changed	---
Sample Status			NORMAL	NORMAL	---

CONTAMINATION

	method	limit/base	current	history1	history2
Water	WC Method	>0.05	NEG	NEG	---

WEAR METALS

	method	limit/base	current	history1	history2
Iron	ppm	ASTM D5185m >50	0	1	---
Chromium	ppm	ASTM D5185m >10	0	0	---
Nickel	ppm	ASTM D5185m >3	0	0	---
Titanium	ppm	ASTM D5185m >3	0	0	---
Silver	ppm	ASTM D5185m >2	0	0	---
Aluminum	ppm	ASTM D5185m >10	0	0	---
Lead	ppm	ASTM D5185m >10	0	0	---
Copper	ppm	ASTM D5185m >50	0	<1	---
Tin	ppm	ASTM D5185m >10	0	0	---
Vanadium	ppm	ASTM D5185m	0	0	---
Cadmium	ppm	ASTM D5185m	0	0	---

ADDITIVES

	method	limit/base	current	history1	history2
Boron	ppm	ASTM D5185m 0.3	0	0	---
Barium	ppm	ASTM D5185m 0.3	0	0	---
Molybdenum	ppm	ASTM D5185m 0	0	0	---
Manganese	ppm	ASTM D5185m 0.9	<1	0	---
Magnesium	ppm	ASTM D5185m 0.2	0	<1	---
Calcium	ppm	ASTM D5185m 0.1	0	0	---
Phosphorus	ppm	ASTM D5185m 429	346	428	---
Zinc	ppm	ASTM D5185m 0.3	7	21	---
Sulfur	ppm	ASTM D5185m 1336	0	419	---

CONTAMINANTS

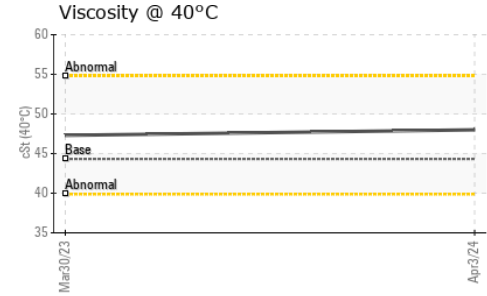
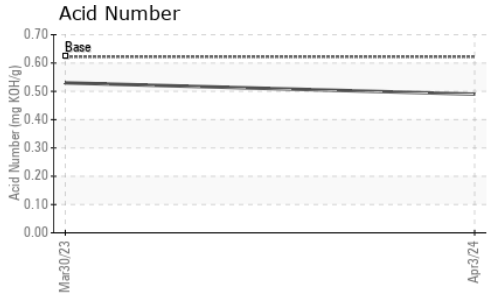
	method	limit/base	current	history1	history2
Silicon	ppm	ASTM D5185m >25	0	2	---
Sodium	ppm	ASTM D5185m	1	0	---
Potassium	ppm	ASTM D5185m >20	0	<1	---

FLUID DEGRADATION

	method	limit/base	current	history1	history2
Acid Number (AN)	mg KOH/g	ASTM D8045 0.622	0.49	0.53	---



OIL ANALYSIS REPORT



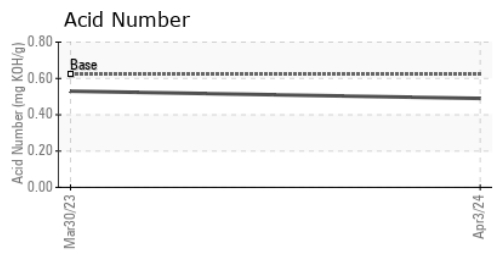
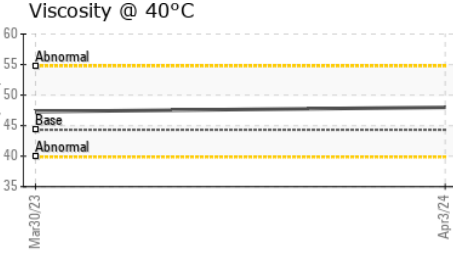
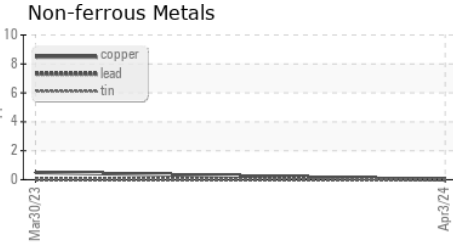
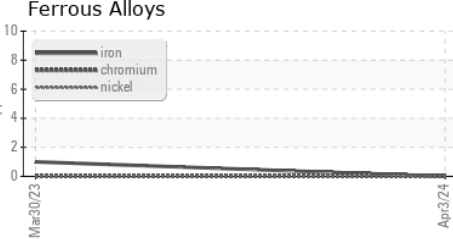
VISUAL	method	limit/base	current	history1	history2
White Metal	scalar	*Visual	NONE	NONE	---
Yellow Metal	scalar	*Visual	NONE	NONE	---
Precipitate	scalar	*Visual	NONE	NONE	---
Silt	scalar	*Visual	NONE	NONE	---
Debris	scalar	*Visual	NONE	LIGHT	---
Sand/Dirt	scalar	*Visual	NONE	NONE	---
Appearance	scalar	*Visual	NORML	NORML	---
Odor	scalar	*Visual	NORML	NORML	---
Emulsified Water	scalar	*Visual	>0.05	NEG	---
Free Water	scalar	*Visual		NEG	---

FLUID PROPERTIES	method	limit/base	current	history1	history2	
Visc @ 40°C	cSt	ASTM D445	44.32	48.0	47.3	---

SAMPLE IMAGES

SAMPLE IMAGES	method	limit/base	current	history1	history2	
Color						no image
Bottom						no image

GRAPHS



Laboratory : WearCheck USA - 501 Madison Ave., Cary, NC 27513
Sample No. : UCZ06143170 **Received** : 09 Apr 2024
Lab Number : **06143170** **Tested** : 10 Apr 2024
Unique Number : 10967978 **Diagnosed** : 11 Apr 2024 - Sean Felton
Test Package : IND 2

ZORN COMPRESSOR EQUIPMENT
 227 AMBROSIO DR, SUITE A
 GURNEE, IL
 US 60031
 Contact: Rachel Pesnikov
 rachel.pesnikov@zornair.com

To discuss this sample report, contact Customer Service at 1-800-237-1369.
 * - Denotes test methods that are outside of the ISO 17025 scope of accreditation.
 Statements of conformity to specifications are based on the simple acceptance decision rule (JCGM 106:2012)