

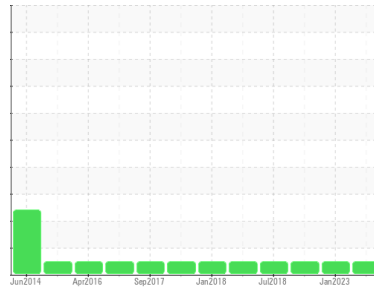


OIL ANALYSIS REPORT



Area
KANSAS/44/EG - DOZER
 Machine Id
32.02W [KANSAS^44^EG - DOZER]
 Component
Right Final Drive
 Fluid
MOBIL MOBILTRANS HD 50 (--- GAL)

Sample Rating Trend



NORMAL



DIAGNOSIS

Recommendation

Resample at the next service interval to monitor.

Wear

All component wear rates are normal.

Contamination

There is no indication of any contamination in the oil.

Fluid Condition

The condition of the oil is acceptable for the time in service.

SAMPLE INFORMATION

	method	limit/base	current	history1	history2
Sample Number	Client Info		WC0918138	WC0741837	WC0528214
Sample Date	Client Info		01 Apr 2024	18 Jan 2023	29 Mar 2021
Machine Age	hrs	Client Info	8923	8042	6926
Oil Age	hrs	Client Info	881	5424	0
Oil Changed	Client Info		Not Chngd	Changed	Not Chngd
Sample Status			NORMAL	NORMAL	NORMAL

CONTAMINATION

	method	limit/base	current	history1	history2
Water	WC Method	>0.2	NEG	NEG	NEG

WEAR METALS

	method	limit/base	current	history1	history2	
Iron	ppm	ASTM D5185m	>800	133	149	142
Chromium	ppm	ASTM D5185m	>10	5	7	6
Nickel	ppm	ASTM D5185m	>5	<1	<1	<1
Titanium	ppm	ASTM D5185m	>15	1	<1	<1
Silver	ppm	ASTM D5185m	>2	0	0	7
Aluminum	ppm	ASTM D5185m	>75	8	12	8
Lead	ppm	ASTM D5185m	>10	<1	1	<1
Copper	ppm	ASTM D5185m	>75	<1	<1	<1
Tin	ppm	ASTM D5185m	>8	<1	<1	0
Antimony	ppm	ASTM D5185m	>50	---	---	0
Vanadium	ppm	ASTM D5185m		<1	<1	<1
Cadmium	ppm	ASTM D5185m		<1	0	<1

ADDITIVES

	method	limit/base	current	history1	history2	
Boron	ppm	ASTM D5185m		4	18	19
Barium	ppm	ASTM D5185m		<1	0	2
Molybdenum	ppm	ASTM D5185m		3	5	4
Manganese	ppm	ASTM D5185m		2	2	2
Magnesium	ppm	ASTM D5185m		13	17	12
Calcium	ppm	ASTM D5185m		3202	3115	3181
Phosphorus	ppm	ASTM D5185m		1109	1008	1057
Zinc	ppm	ASTM D5185m		1286	1322	1201
Sulfur	ppm	ASTM D5185m		9675	8910	6338

CONTAMINANTS

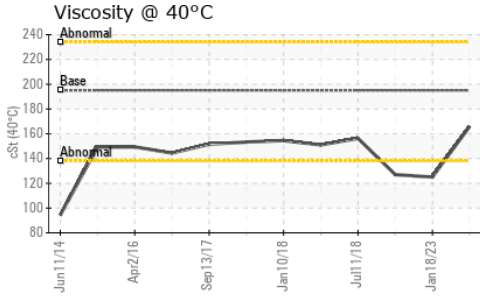
	method	limit/base	current	history1	history2	
Silicon	ppm	ASTM D5185m	>400	58	63	64
Sodium	ppm	ASTM D5185m		2	3	2
Potassium	ppm	ASTM D5185m	>20	6	4	4

VISUAL

	method	limit/base	current	history1	history2	
White Metal	scalar	*Visual	NONE	NONE	NONE	NONE
Yellow Metal	scalar	*Visual	NONE	NONE	NONE	NONE
Precipitate	scalar	*Visual	NONE	NONE	NONE	NONE
Silt	scalar	*Visual	NONE	NONE	NONE	NONE
Debris	scalar	*Visual	NONE	NONE	NONE	NONE
Sand/Dirt	scalar	*Visual	NONE	NONE	NONE	NONE
Appearance	scalar	*Visual	NORML	NORML	NORML	NORML
Odor	scalar	*Visual	NORML	NORML	NORML	NORML
Emulsified Water	scalar	*Visual	>0.2	NEG	NEG	NEG
Free Water	scalar	*Visual		NEG	NEG	NEG



OIL ANALYSIS REPORT



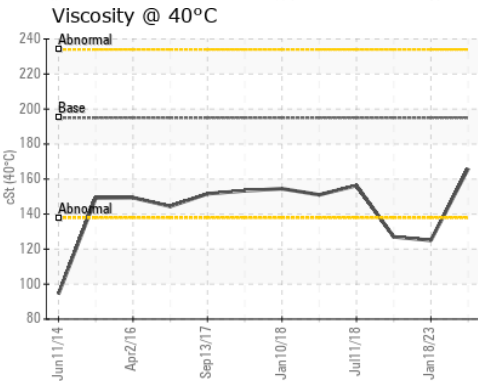
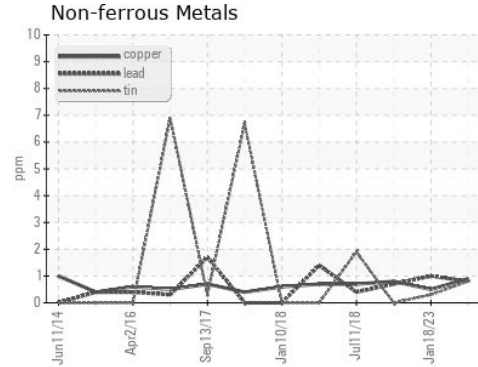
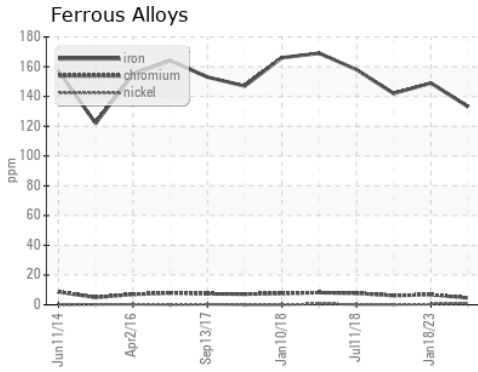
FLUID PROPERTIES

method	limit/base	current	history1	history2
Visc @ 40°C	cSt ASTM D445	195	166	125

SAMPLE IMAGES

method	limit/base	current	history1	history2
Color			no image	no image
Bottom			no image	no image

GRAPHS



Certificate L2367

Laboratory : WearCheck USA - 501 Madison Ave., Cary, NC 27513
Sample No. : WC0918138
Lab Number : 06143409
Unique Number : 10968217
Test Package : CONST

Received : 09 Apr 2024
Tested : 10 Apr 2024
Diagnosed : 10 Apr 2024 - Wes Davis

SHERWOOD CONSTRUCTION CO INC
 3219 WEST MAY ST
 WICHITA, KS
 US 67213

Contact: JIMMY DERAMUS
 jimmy.deramus@sherwood.net
 T: (918)691-3306

To discuss this sample report, contact Customer Service at 1-800-237-1369.

* - Denotes test methods that are outside of the ISO 17025 scope of accreditation.

Statements of conformity to specifications are based on the simple acceptance decision rule (JCGM 106:2012)

F: x: