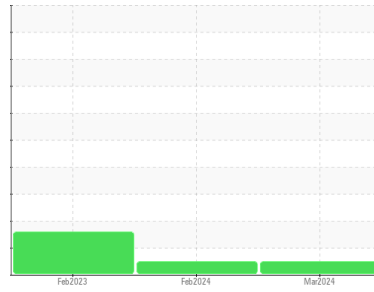




OIL ANALYSIS REPORT

Area
DPO [9218]
 Machine Id
KAESER 1026 - STAMPEDE MEAT
 Component
Compressor

Sample Rating Trend



NORMAL



DIAGNOSIS

Recommendation
 Resample at the next service interval to monitor.

Wear
 All component wear rates are normal.

Contamination
 There is no indication of any contamination in the oil.

Fluid Condition
 The AN level is acceptable for this fluid. The condition of the oil is acceptable for the time in service.

SAMPLE INFORMATION

	method	limit/base	current	history1	history2
Sample Number	Client Info		UDI06144358	UCH06111563	UCH05762198
Sample Date	Client Info		28 Mar 2024	27 Feb 2024	07 Feb 2023
Machine Age	hrs	Client Info	78454	77896	74623
Oil Age	hrs	Client Info	720	3000	0
Oil Changed	Client Info		Changed	Changed	N/A
Sample Status			NORMAL	NORMAL	ATTENTION

CONTAMINATION

	method	limit/base	current	history1	history2
Water	WC Method	>0.05	NEG	NEG	NEG

WEAR METALS

	method	limit/base	current	history1	history2	
Iron	ppm	ASTM D5185m	>50	5	<1	12
Chromium	ppm	ASTM D5185m	>10	<1	<1	0
Nickel	ppm	ASTM D5185m	>3	<1	0	0
Titanium	ppm	ASTM D5185m	>3	<1	0	0
Silver	ppm	ASTM D5185m	>2	0	0	0
Aluminum	ppm	ASTM D5185m	>10	2	2	4
Lead	ppm	ASTM D5185m	>10	1	0	0
Copper	ppm	ASTM D5185m	>50	19	5	28
Tin	ppm	ASTM D5185m	>10	1	0	0
Vanadium	ppm	ASTM D5185m		<1	0	0
Cadmium	ppm	ASTM D5185m		<1	0	0

ADDITIVES

	method	limit/base	current	history1	history2	
Boron	ppm	ASTM D5185m	0.1	0	0	0
Barium	ppm	ASTM D5185m	0.8	<1	0	0
Molybdenum	ppm	ASTM D5185m	0	<1	0	0
Manganese	ppm	ASTM D5185m	0.9	<1	0	<1
Magnesium	ppm	ASTM D5185m	0	<1	<1	<1
Calcium	ppm	ASTM D5185m	0	4	4	0
Phosphorus	ppm	ASTM D5185m	409	38	19	206
Zinc	ppm	ASTM D5185m	0	45	12	97
Sulfur	ppm	ASTM D5185m	1290	40	6	457

CONTAMINANTS

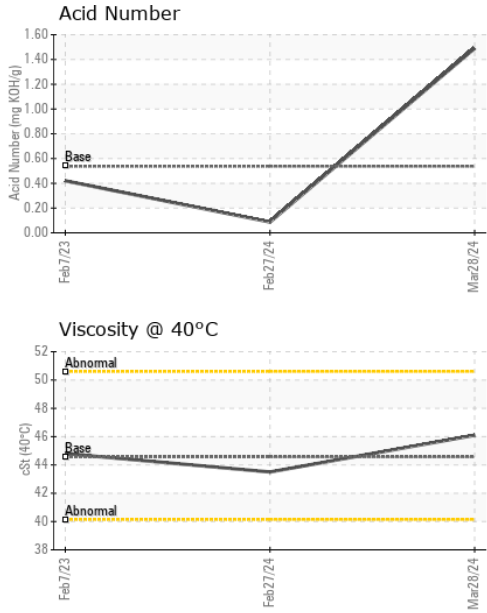
	method	limit/base	current	history1	history2	
Silicon	ppm	ASTM D5185m	>25	1	0	1
Sodium	ppm	ASTM D5185m		9	0	<1
Potassium	ppm	ASTM D5185m	>20	2	2	0

FLUID DEGRADATION

	method	limit/base	current	history1	history2	
Acid Number (AN)	mg KOH/g	ASTM D8045	0.537	1.49	0.087	0.42




OIL ANALYSIS REPORT



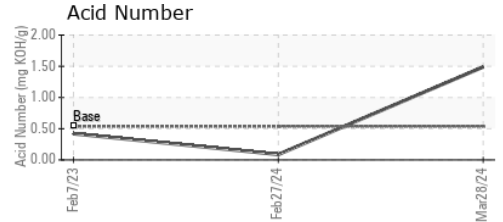
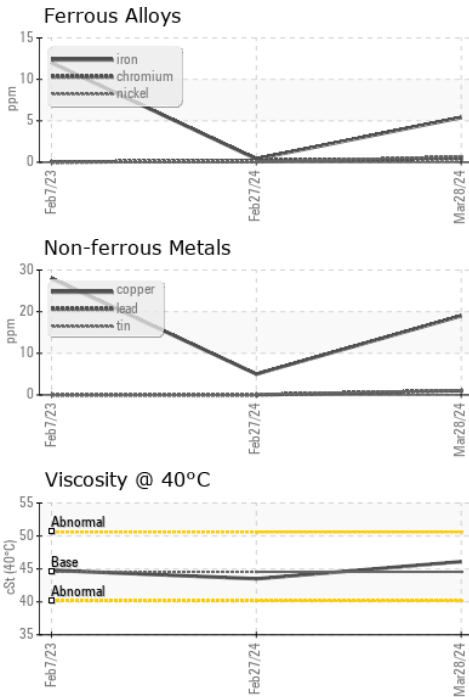
VISUAL	method	limit/base	current	history1	history2
White Metal	scalar	*Visual	NONE	NONE	NONE
Yellow Metal	scalar	*Visual	NONE	NONE	NONE
Precipitate	scalar	*Visual	NONE	NONE	NONE
Silt	scalar	*Visual	NONE	NONE	NONE
Debris	scalar	*Visual	NONE	LIGHT	MODER
Sand/Dirt	scalar	*Visual	NONE	NONE	NONE
Appearance	scalar	*Visual	NORML	NORML	NORML
Odor	scalar	*Visual	NORML	NORML	NORML
Emulsified Water	scalar	*Visual	>0.05	NEG	0.2%
Free Water	scalar	*Visual		NEG	NEG

FLUID PROPERTIES	method	limit/base	current	history1	history2	
Visc @ 40°C	cSt	ASTM D445	44.56	46.1	43.5	44.8

SAMPLE IMAGES	method	limit/base	current	history1	history2
---------------	--------	------------	---------	----------	----------



GRAPHS



Laboratory : WearCheck USA - 501 Madison Ave., Cary, NC 27513
Sample No. : UDI06144358 **Received** : 10 Apr 2024
Lab Number : **06144358** **Tested** : 11 Apr 2024
Unique Number : 10969166 **Diagnosed** : 12 Apr 2024 - Sean Felton
Test Package : IND 2

DELTA INDUSTRIES - DOWNERS GROVE
 2201 CURTISS STREET
 DOWNERS GROVE, IL
 US 60515
 Contact: MICHAEL FERRIS

To discuss this sample report, contact Customer Service at 1-800-237-1369.

* - Denotes test methods that are outside of the ISO 17025 scope of accreditation.

Statements of conformity to specifications are based on the simple acceptance decision rule (JCGM 106:2012)

T: (630)960-3931