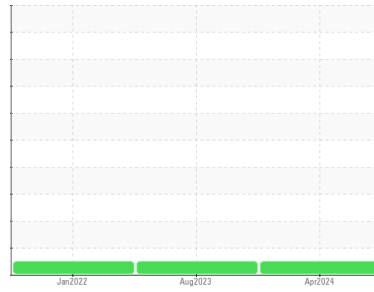




OIL ANALYSIS REPORT

Sample Rating Trend



NORMAL



Area

S-460 [9114]

Machine Id

KAESER 1056 - CHEP SERVICES

Component

Compressor

DIAGNOSIS

Recommendation

Resample at the next service interval to monitor.

Wear

All component wear rates are normal.

Contamination

There is no indication of any contamination in the oil.

Fluid Condition

The AN level is acceptable for this fluid. The condition of the oil is suitable for further service.

SAMPLE INFORMATION

	method	limit/base	current	history1	history2
Sample Number	Client Info		UDI06144392	UCH05934428	UCH05462670
Sample Date	Client Info		02 Apr 2024	14 Aug 2023	12 Jan 2022
Machine Age	hrs	Client Info	13924	10796	2783
Oil Age	hrs	Client Info	5895	3067	1420
Oil Changed	Client Info		Changed	Not Changd	N/A
Sample Status			NORMAL	NORMAL	NORMAL

CONTAMINATION

	method	limit/base	current	history1	history2
Water	WC Method	>0.05	NEG	NEG	NEG

WEAR METALS

	method	limit/base	current	history1	history2
Iron	ppm	ASTM D5185m >50	<1	2	2
Chromium	ppm	ASTM D5185m >10	<1	0	0
Nickel	ppm	ASTM D5185m >3	<1	0	0
Titanium	ppm	ASTM D5185m >3	<1	0	0
Silver	ppm	ASTM D5185m >2	0	0	0
Aluminum	ppm	ASTM D5185m >10	2	2	<1
Lead	ppm	ASTM D5185m >10	<1	0	<1
Copper	ppm	ASTM D5185m >50	8	14	10
Tin	ppm	ASTM D5185m >10	1	<1	0
Antimony	ppm	ASTM D5185m	---	---	<1
Vanadium	ppm	ASTM D5185m	<1	0	0
Cadmium	ppm	ASTM D5185m	<1	0	0

ADDITIVES

	method	limit/base	current	history1	history2
Boron	ppm	ASTM D5185m	0	0	6
Barium	ppm	ASTM D5185m 90	0	0	0
Molybdenum	ppm	ASTM D5185m	<1	0	0
Manganese	ppm	ASTM D5185m	<1	0	<1
Magnesium	ppm	ASTM D5185m 90	10	21	41
Calcium	ppm	ASTM D5185m 2	3	0	<1
Phosphorus	ppm	ASTM D5185m	<1	4	11
Zinc	ppm	ASTM D5185m	18	20	20
Sulfur	ppm	ASTM D5185m	20844	23687	17649

CONTAMINANTS

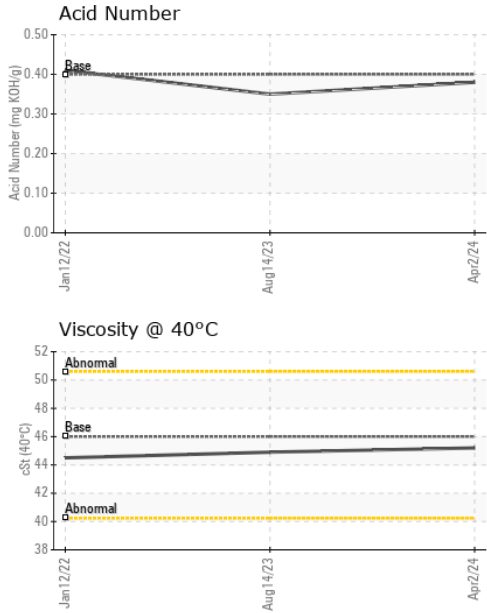
	method	limit/base	current	history1	history2
Silicon	ppm	ASTM D5185m >25	<1	<1	<1
Sodium	ppm	ASTM D5185m	7	15	16
Potassium	ppm	ASTM D5185m >20	6	9	14

FLUID DEGRADATION

	method	limit/base	current	history1	history2
Acid Number (AN)	mg KOH/g	ASTM D8045 0.4	0.38	0.35	0.41




OIL ANALYSIS REPORT



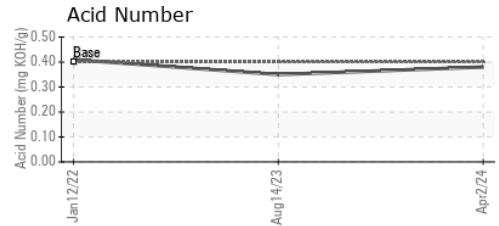
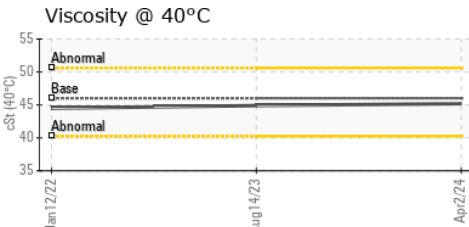
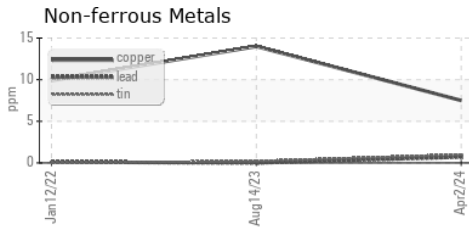
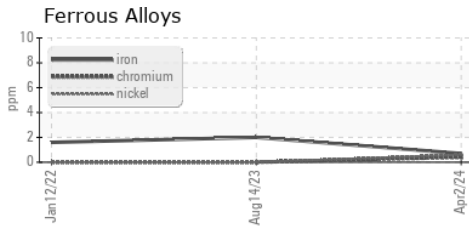
VISUAL	method	limit/base	current	history1	history2
White Metal	scalar	*Visual	NONE	NONE	VLITE
Yellow Metal	scalar	*Visual	NONE	NONE	NONE
Precipitate	scalar	*Visual	NONE	NONE	NONE
Silt	scalar	*Visual	NONE	NONE	NONE
Debris	scalar	*Visual	NONE	NONE	NONE
Sand/Dirt	scalar	*Visual	NONE	NONE	NONE
Appearance	scalar	*Visual	NORML	NORML	NORML
Odor	scalar	*Visual	NORML	NORML	NORML
Emulsified Water	scalar	*Visual	>0.05	NEG	NEG
Free Water	scalar	*Visual		NEG	NEG

FLUID PROPERTIES	method	limit/base	current	history1	history2
Visc @ 40°C	cSt	ASTM D445 46	45.2	44.9	44.5

SAMPLE IMAGES	method	limit/base	current	history1	history2
---------------	--------	------------	---------	----------	----------



GRAPHS



Laboratory : WearCheck USA - 501 Madison Ave., Cary, NC 27513
Sample No. : UDI06144392 **Received** : 10 Apr 2024
Lab Number : **06144392** **Tested** : 11 Apr 2024
Unique Number : 10969200 **Diagnosed** : 12 Apr 2024 - Sean Felton
Test Package : IND 2

DELTA INDUSTRIES - DOWNERS GROVE
 2201 CURTISS STREET
 DOWNERS GROVE, IL
 US 60515
 Contact: MICHAEL FERRIS

To discuss this sample report, contact Customer Service at 1-800-237-1369.

* - Denotes test methods that are outside of the ISO 17025 scope of accreditation.

Statements of conformity to specifications are based on the simple acceptance decision rule (JCGM 106:2012)

T: (630)960-3931