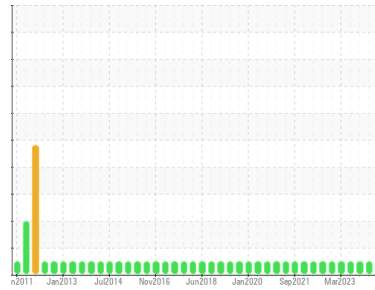




OIL ANALYSIS REPORT

Sample Rating Trend



NORMAL



Machine Id
FES KT-0103
 Component
Refrigeration Compressor
 Fluid
USPI 1009-68 SC (--- QTS)

DIAGNOSIS

Recommendation

Resample at the next service interval to monitor.

Wear

All component wear rates are normal.

Contamination

There is no indication of any contamination in the oil. The amount and size of particulates present in the system are acceptable.

Fluid Condition

The AN level is acceptable for this fluid. The condition of the oil is suitable for further service.

SAMPLE INFORMATION

method	limit/base	current	history1	history2
Sample Number	Client Info	USP0007821	USP0004717	USP0001813
Sample Date	Client Info	10 Apr 2024	28 Dec 2023	28 Sep 2023
Machine Age	hrs Client Info	0	0	0
Oil Age	hrs Client Info	0	0	0
Oil Changed	Client Info	N/A	N/A	N/A
Sample Status		NORMAL	NORMAL	NORMAL

WEAR METALS

method	limit/base	current	history1	history2
Iron	ppm ASTM D5185m >8	0	0	0
Chromium	ppm ASTM D5185m >2	0	0	0
Nickel	ppm ASTM D5185m	0	0	0
Titanium	ppm ASTM D5185m	0	0	0
Silver	ppm ASTM D5185m >2	0	0	0
Aluminum	ppm ASTM D5185m >3	0	0	0
Lead	ppm ASTM D5185m >2	0	0	0
Copper	ppm ASTM D5185m >8	0	0	0
Tin	ppm ASTM D5185m >4	0	0	0
Vanadium	ppm ASTM D5185m	0	0	0
Cadmium	ppm ASTM D5185m	0	0	0

ADDITIVES

method	limit/base	current	history1	history2
Boron	ppm ASTM D5185m	0	0	0
Barium	ppm ASTM D5185m	0	0	<1
Molybdenum	ppm ASTM D5185m	0	0	0
Manganese	ppm ASTM D5185m	0	<1	0
Magnesium	ppm ASTM D5185m	0	0	0
Calcium	ppm ASTM D5185m	<1	0	0
Phosphorus	ppm ASTM D5185m	0	0	0
Zinc	ppm ASTM D5185m	0	0	0
Sulfur	ppm ASTM D5185m 50	4	0	9

CONTAMINANTS

method	limit/base	current	history1	history2
Silicon	ppm ASTM D5185m >15	<1	<1	<1
Sodium	ppm ASTM D5185m	0	3	0
Potassium	ppm ASTM D5185m >20	0	2	0
Water	% ASTM D6304 >0.01	0.001	0.004	0.002
ppm Water	ppm ASTM D6304 >100	13	40	22.1

FLUID CLEANLINESS

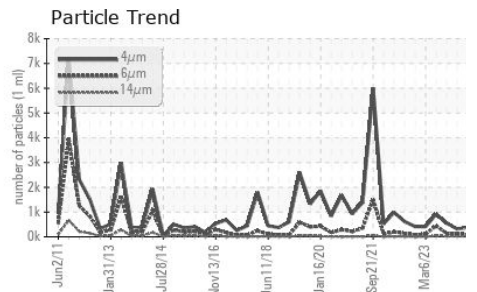
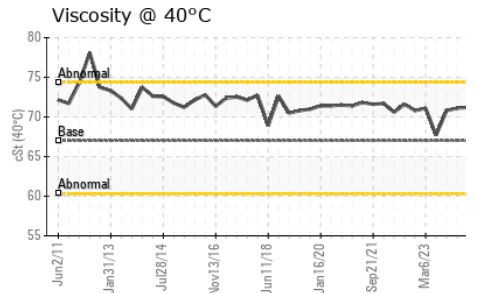
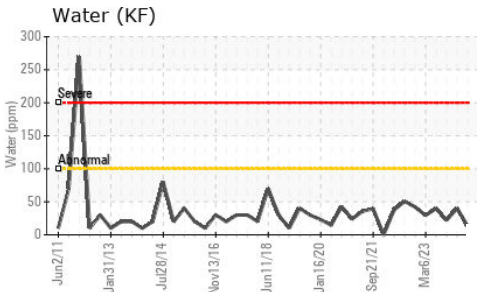
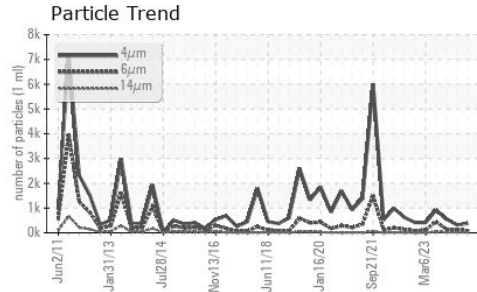
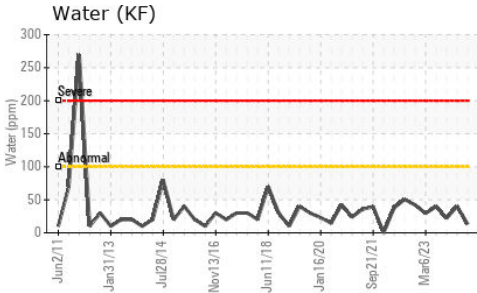
method	limit/base	current	history1	history2
Particles >4µm	ASTM D7647	380	317	553
Particles >6µm	ASTM D7647 >2500	80	132	139
Particles >14µm	ASTM D7647 >320	11	21	19
Particles >21µm	ASTM D7647 >80	3	6	5
Particles >38µm	ASTM D7647 >20	0	1	0
Particles >71µm	ASTM D7647 >4	0	0	0
Oil Cleanliness	ISO 4406 (c) >--/18/15	16/13/11	15/14/12	16/14/11

FLUID DEGRADATION

method	limit/base	current	history1	history2
Acid Number (AN)	mg KOH/g ASTM D974 0.005	0.028	0.014	0.014




OIL ANALYSIS REPORT



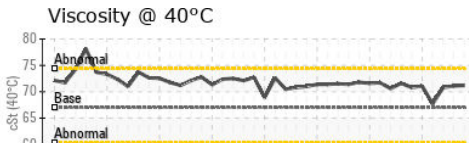

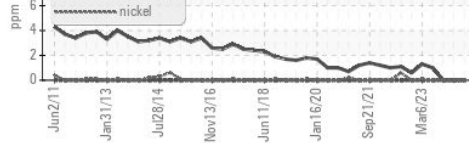
VISUAL	method	limit/base	current	history1	history2
White Metal	scalar	*Visual	NONE	NONE	NONE
Yellow Metal	scalar	*Visual	NONE	NONE	NONE
Precipitate	scalar	*Visual	NONE	NONE	NONE
Silt	scalar	*Visual	NONE	NONE	NONE
Debris	scalar	*Visual	NONE	NONE	NONE
Sand/Dirt	scalar	*Visual	NONE	NONE	NONE
Appearance	scalar	*Visual	NORML	NORML	NORML
Odor	scalar	*Visual	NORML	NORML	NORML
Emulsified Water	scalar	*Visual	>0.01	NEG	NEG
Free Water	scalar	*Visual		NEG	NEG

FLUID PROPERTIES	method	limit/base	current	history1	history2
Visc @ 40°C	cSt	ASTM D445	67	71.2	71.1

SAMPLE IMAGES	method	limit/base	current	history1	history2
---------------	--------	------------	---------	----------	----------



GRAPHS



Certificate L2367

Laboratory : WearCheck USA - 501 Madison Ave., Cary, NC 27513
 Sample No. : USP0007821
 Lab Number : 06145917
 Unique Number : 10975995
 Test Package : IND 2

Received : 11 Apr 2024
 Tested : 12 Apr 2024
 Diagnosed : 12 Apr 2024 - Doug Bogart

CARGILL FOODS

NEBRASKA CITY, NE
 US

Contact: SERVICE MANAGER

To discuss this sample report, contact Customer Service at 1-800-237-1369.

* - Denotes test methods that are outside of the ISO 17025 scope of accreditation.

Statements of conformity to specifications are based on the simple acceptance decision rule (JCGM 106:2012)

T:
 F: