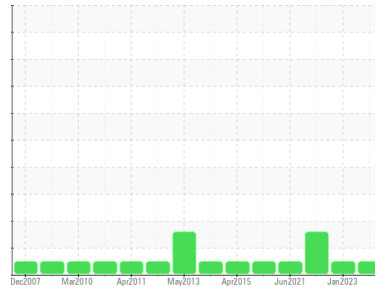




OIL ANALYSIS REPORT

Sample Rating Trend



NORMAL



Area

[SV2312180183/1]

Machine Id

MCQUAY VBCC CHILLER 3 (S/N STNU040500275)

Component

Refrigeration Compressor

Fluid

MOBIL EAL ARTIC ISO 46 (8 GAL)

DIAGNOSIS

Recommendation

Resample at the next service interval to monitor.

Wear

All component wear rates are normal.

Contamination

There is no indication of any contamination in the oil.

Fluid Condition

The AN level is acceptable for this fluid. The condition of the oil is suitable for further service.

SAMPLE INFORMATION

	method	limit/base	current	history1	history2
Sample Number	Client Info		WCI2310927	WCI2310926	WC0430730
Sample Date	Client Info		11 Apr 2024	02 Jan 2023	18 Apr 2022
Machine Age	hrs	Client Info	6120	3740	3690
Oil Age	hrs	Client Info	0	3740	0
Oil Changed	Client Info		N/A	N/A	N/A
Sample Status			NORMAL	NORMAL	MARGINAL

WEAR METALS

	method	limit/base	current	history1	history2
Iron	ppm	ASTM D5185m >100	1	1	1
Chromium	ppm	ASTM D5185m >2	<1	0	0
Nickel	ppm	ASTM D5185m	<1	0	0
Titanium	ppm	ASTM D5185m	<1	0	0
Silver	ppm	ASTM D5185m >2	0	0	<1
Aluminum	ppm	ASTM D5185m >50	1	0	<1
Lead	ppm	ASTM D5185m >2	1	0	<1
Copper	ppm	ASTM D5185m >100	1	3	5
Tin	ppm	ASTM D5185m >4	1	0	<1
Antimony	ppm	ASTM D5185m	---	---	---
Vanadium	ppm	ASTM D5185m	<1	0	0
Cadmium	ppm	ASTM D5185m	1	0	0

ADDITIVES

	method	limit/base	current	history1	history2
Boron	ppm	ASTM D5185m	0	0	<1
Barium	ppm	ASTM D5185m	0	0	0
Molybdenum	ppm	ASTM D5185m	<1	0	0
Manganese	ppm	ASTM D5185m	<1	0	0
Magnesium	ppm	ASTM D5185m	<1	0	0
Calcium	ppm	ASTM D5185m	3	0	0
Phosphorus	ppm	ASTM D5185m	113	9	0
Zinc	ppm	ASTM D5185m	<1	0	0
Sulfur	ppm	ASTM D5185m	0	30	0

CONTAMINANTS

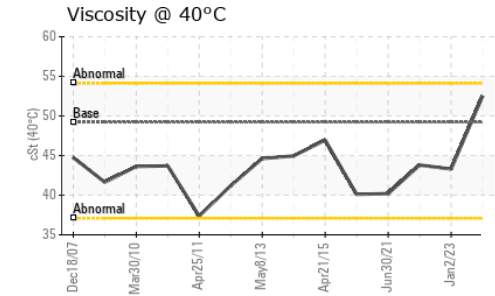
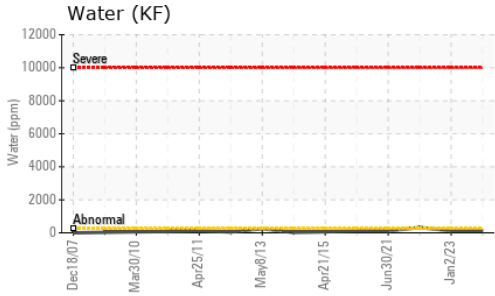
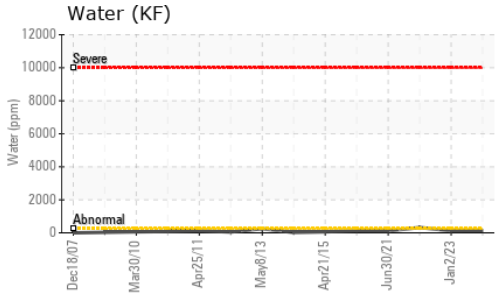
	method	limit/base	current	history1	history2
Silicon	ppm	ASTM D5185m >50	12	17	16
Sodium	ppm	ASTM D5185m	<1	0	0
Potassium	ppm	ASTM D5185m >20	<1	<1	<1
Water	%	ASTM D6304 >0.02	0.012	0.012	▲ 0.032
ppm Water	ppm	ASTM D6304 >250	127	122.0	▲ 321.8

FLUID DEGRADATION

	method	limit/base	current	history1	history2
Acid Number (AN)	mg KOH/g	ASTM D974 0.1	0.108	0.085	0.058




OIL ANALYSIS REPORT



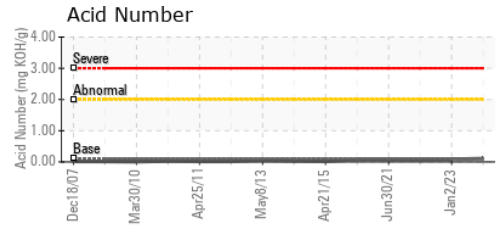
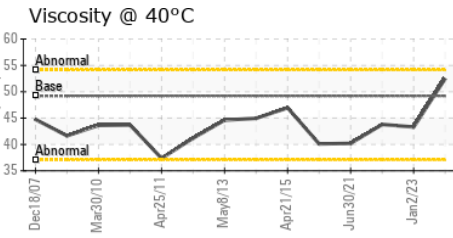
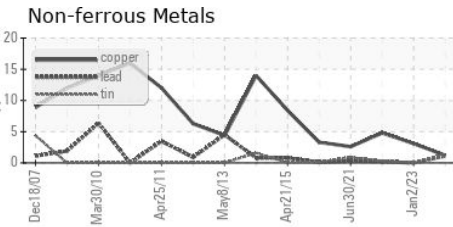
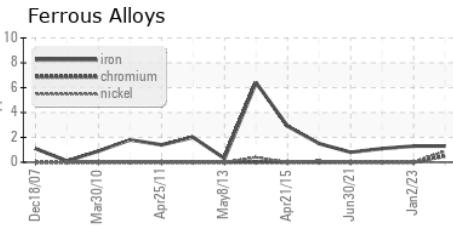
VISUAL	method	limit/base	current	history1	history2
White Metal	scalar	*Visual	NONE	NONE	NONE
Yellow Metal	scalar	*Visual	NONE	NONE	NONE
Precipitate	scalar	*Visual	NONE	NONE	NONE
Silt	scalar	*Visual	NONE	NONE	NONE
Debris	scalar	*Visual	NONE	NONE	NONE
Sand/Dirt	scalar	*Visual	NONE	NONE	NONE
Appearance	scalar	*Visual	NORML	NORML	NORML
Odor	scalar	*Visual	NORML	NORML	NORML
Emulsified Water	scalar	*Visual	>0.02	NEG	NEG
Free Water	scalar	*Visual		NEG	NEG

FLUID PROPERTIES	method	limit/base	current	history1	history2	
Visc @ 40°C	cSt	ASTM D445	49.2	52.5	43.3	43.8

SAMPLE IMAGES	method	limit/base	current	history1	history2
---------------	--------	------------	---------	----------	----------



GRAPHS



Laboratory : WearCheck USA - 501 Madison Ave., Cary, NC 27513
Sample No. : WC12310927 **Received** : 12 Apr 2024
Lab Number : **06147394** **Tested** : 15 Apr 2024
Unique Number : 10977472 **Diagnosed** : 16 Apr 2024 - Don Baldrige
Test Package : IND 2

DAIKIN APPLIED-RICHMOND
 8991 OLD STAPLES MILL ROAD
 HENRICO, VA
 US 23228
 Contact: AMANDA CARRIER
 amanda.carrier@daikinapplied.com

To discuss this sample report, contact Customer Service at 1-800-237-1369.
 * - Denotes test methods that are outside of the ISO 17025 scope of accreditation.
 Statements of conformity to specifications are based on the simple acceptance decision rule (JCGM 106:2012)