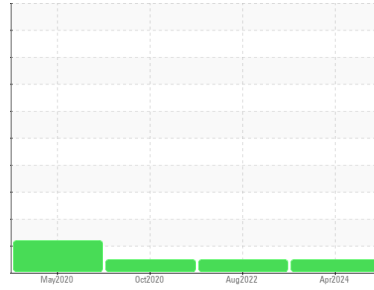




OIL ANALYSIS REPORT

Sample Rating Trend



NORMAL



Machine Id

EX-020

Component

Hydraulic System

Fluid

CAT HYDO (--- GAL)

DIAGNOSIS

Recommendation

Resample at the next service interval to monitor.

Wear

All component wear rates are normal.

Contamination

There is no indication of any contamination in the fluid.

Fluid Condition

The condition of the fluid is acceptable for the time in service.

SAMPLE INFORMATION		method	limit/base	current	history1	history2
Sample Number	Client Info			WC0909355	WC0705333	WC0317749
Sample Date	Client Info			01 Apr 2024	24 Aug 2022	05 Oct 2020
Machine Age	hrs	Client Info		3210	2222	1024
Oil Age	hrs	Client Info		0	2222	1024
Oil Changed	Client Info			N/A	Not Changd	N/A
Sample Status				NORMAL	NORMAL	NORMAL

CONTAMINATION		method	limit/base	current	history1	history2
Water	WC Method		>0.1	NEG	NEG	NEG

WEAR METALS		method	limit/base	current	history1	history2
Iron	ppm	ASTM D5185m	>20	12	11	12
Chromium	ppm	ASTM D5185m	>10	4	4	4
Nickel	ppm	ASTM D5185m	>10	<1	0	<1
Titanium	ppm	ASTM D5185m		<1	<1	<1
Silver	ppm	ASTM D5185m		0	<1	<1
Aluminum	ppm	ASTM D5185m	>10	2	3	1
Lead	ppm	ASTM D5185m	>10	2	3	2
Copper	ppm	ASTM D5185m	>75	16	19	14
Tin	ppm	ASTM D5185m	>10	<1	0	0
Antimony	ppm	ASTM D5185m		---	---	0
Vanadium	ppm	ASTM D5185m		0	<1	0
Cadmium	ppm	ASTM D5185m		<1	0	0

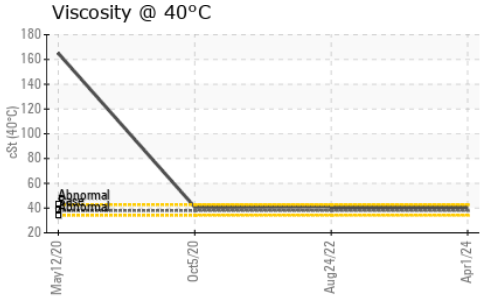
ADDITIVES		method	limit/base	current	history1	history2
Boron	ppm	ASTM D5185m		0	0	4
Barium	ppm	ASTM D5185m		0	0	0
Molybdenum	ppm	ASTM D5185m		<1	<1	<1
Manganese	ppm	ASTM D5185m		<1	1	<1
Magnesium	ppm	ASTM D5185m		6	0	6
Calcium	ppm	ASTM D5185m		178	173	179
Phosphorus	ppm	ASTM D5185m	1100	699	734	666
Zinc	ppm	ASTM D5185m	1210	915	1081	905
Sulfur	ppm	ASTM D5185m		2627	2228	1601

CONTAMINANTS		method	limit/base	current	history1	history2
Silicon	ppm	ASTM D5185m	>20	5	4	2
Sodium	ppm	ASTM D5185m		<1	3	2
Potassium	ppm	ASTM D5185m	>20	2	1	3

VISUAL		method	limit/base	current	history1	history2
White Metal	scalar	*Visual	NONE	NONE	NONE	NONE
Yellow Metal	scalar	*Visual	NONE	NONE	NONE	NONE
Precipitate	scalar	*Visual	NONE	NONE	NONE	NONE
Silt	scalar	*Visual	NONE	NONE	NONE	NONE
Debris	scalar	*Visual	NONE	NONE	NONE	NONE
Sand/Dirt	scalar	*Visual	NONE	NONE	NONE	NONE
Appearance	scalar	*Visual	NORML	NORML	NORML	NORML
Odor	scalar	*Visual	NORML	NORML	NORML	NORML
Emulsified Water	scalar	*Visual	>0.1	NEG	NEG	NEG
Free Water	scalar	*Visual		NEG	NEG	NEG



OIL ANALYSIS REPORT

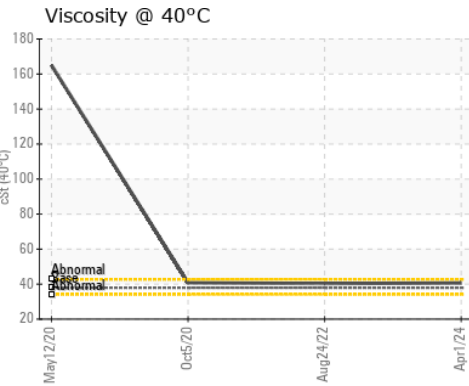
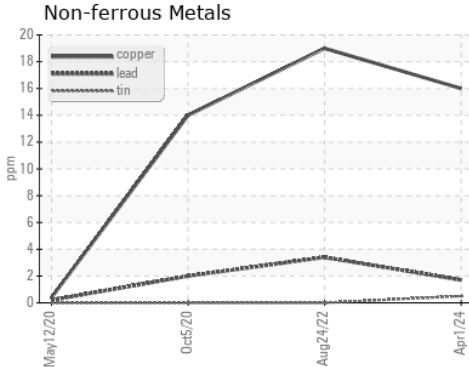
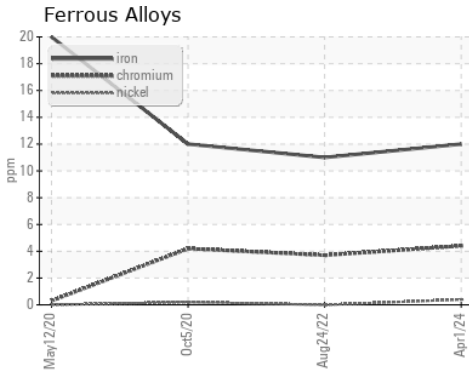


FLUID PROPERTIES	method	limit/base	current	history1	history2	
Visc @ 40°C	cSt	ASTM D445	37.9	40.7	40.3	40.8

SAMPLE IMAGES	method	limit/base	current	history1	history2
---------------	--------	------------	---------	----------	----------

Color				no image	no image	no image
Bottom				no image	no image	no image

GRAPHS



Laboratory : WearCheck USA - 501 Madison Ave., Cary, NC 27513
Sample No. : WC0909355 **Received** : 12 Apr 2024
Lab Number : **06147863** **Tested** : 15 Apr 2024
Unique Number : 10977941 **Diagnosed** : 16 Apr 2024 - Don Baldrige
Test Package : FLEET

E.C. PACE CO.
 1811 HOLLINS RD.
 ROANOKE, VA
 US 24012
 Contact: EDDIE SECO
 ESECO@ECPACE.COM
 T: (276)266-5849
 F: (540)343-6909

To discuss this sample report, contact Customer Service at 1-800-237-1369.

* - Denotes test methods that are outside of the ISO 17025 scope of accreditation.

Statements of conformity to specifications are based on the simple acceptance decision rule (JCGM 106:2012)