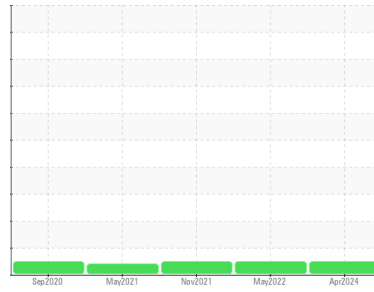




OIL ANALYSIS REPORT

Area
DPO [9391]
 Machine Id
KAESER 1014 - 5030169 - AMERITEC MACHINING
 Component
Compressor

Sample Rating Trend



DIAGNOSIS

Recommendation
 Oil and filter change at the time of sampling has been noted. Resample at the next service interval to monitor.

Wear
 All component wear rates are normal.

Contamination
 Moderate concentration of visible dirt/debris present in the oil.

Fluid Condition
 The AN level is acceptable for this fluid. The condition of the oil is suitable for further service.

| SAMPLE INFORMATION | | method | limit/base | current | history1 | history2 |
|--------------------|-------------|-------------|------------|--------------------|-------------|-------------|
| Sample Number | Client Info | | | UDI06148821 | UCH05554972 | UCH05415657 |
| Sample Date | Client Info | | | 08 Apr 2024 | 17 May 2022 | 19 Nov 2021 |
| Machine Age | hrs | Client Info | | 44480 | 34668 | 32223 |
| Oil Age | hrs | Client Info | | 9812 | 8895 | 6450 |
| Oil Changed | Client Info | | | Changed | Changed | Not Changed |
| Sample Status | | | | NORMAL | NORMAL | NORMAL |

| CONTAMINATION | | method | limit/base | current | history1 | history2 |
|---------------|-----------|--------|------------|------------|----------|----------|
| Water | WC Method | | >0.05 | NEG | NEG | NEG |

| WEAR METALS | | method | limit/base | current | history1 | history2 |
|-------------|-----|-------------|------------|------------|----------|----------|
| Iron | ppm | ASTM D5185m | >50 | 0 | <1 | <1 |
| Chromium | ppm | ASTM D5185m | >10 | 0 | 0 | 0 |
| Nickel | ppm | ASTM D5185m | >3 | 0 | 0 | 0 |
| Titanium | ppm | ASTM D5185m | >3 | 0 | 0 | 0 |
| Silver | ppm | ASTM D5185m | >2 | 0 | 0 | <1 |
| Aluminum | ppm | ASTM D5185m | >10 | 0 | <1 | 0 |
| Lead | ppm | ASTM D5185m | >10 | 0 | 0 | 0 |
| Copper | ppm | ASTM D5185m | >50 | 3 | 5 | 5 |
| Tin | ppm | ASTM D5185m | >10 | 0 | <1 | <1 |
| Antimony | ppm | ASTM D5185m | | --- | --- | 2 |
| Vanadium | ppm | ASTM D5185m | | 0 | 0 | 0 |
| Cadmium | ppm | ASTM D5185m | | 0 | 0 | 0 |

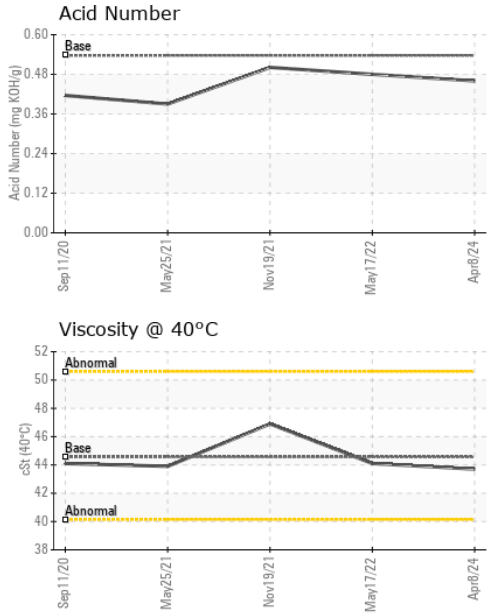
| ADDITIVES | | method | limit/base | current | history1 | history2 |
|------------|-----|-------------|------------|------------|----------|----------|
| Boron | ppm | ASTM D5185m | 0.1 | 0 | <1 | 1 |
| Barium | ppm | ASTM D5185m | 0.8 | 0 | 0 | <1 |
| Molybdenum | ppm | ASTM D5185m | 0 | 0 | 0 | 0 |
| Manganese | ppm | ASTM D5185m | 0.9 | 0 | 0 | 0 |
| Magnesium | ppm | ASTM D5185m | 0 | 0 | 0 | 0 |
| Calcium | ppm | ASTM D5185m | 0 | 0 | 0 | 0 |
| Phosphorus | ppm | ASTM D5185m | 409 | 75 | 180 | 171 |
| Zinc | ppm | ASTM D5185m | 0 | 9 | 18 | 4 |
| Sulfur | ppm | ASTM D5185m | 1290 | 296 | 786 | 1086 |

| CONTAMINANTS | | method | limit/base | current | history1 | history2 |
|--------------|-----|-------------|------------|--------------|----------|----------|
| Silicon | ppm | ASTM D5185m | >25 | 0 | <1 | <1 |
| Sodium | ppm | ASTM D5185m | | <1 | <1 | 0 |
| Potassium | ppm | ASTM D5185m | >20 | 0 | 0 | 0 |

| FLUID DEGRADATION | | method | limit/base | current | history1 | history2 |
|-------------------|----------|------------|------------|-------------|----------|----------|
| Acid Number (AN) | mg KOH/g | ASTM D8045 | 0.537 | 0.46 | 0.48 | 0.501 |




OIL ANALYSIS REPORT



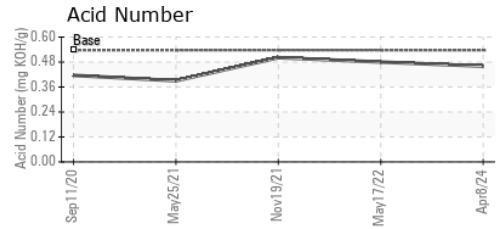
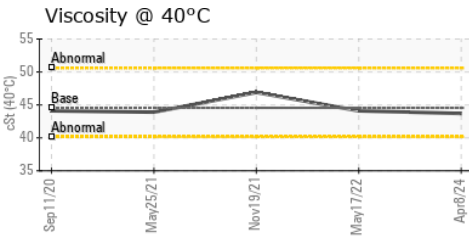
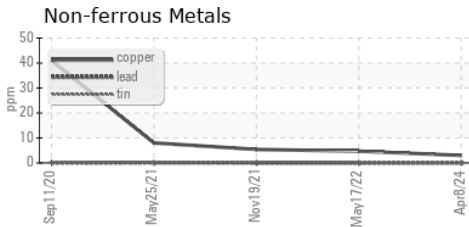
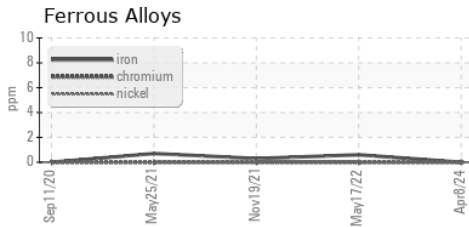
| VISUAL | method | limit/base | current | history1 | history2 |
|------------------|--------|------------|---------|--------------|----------|
| White Metal | scalar | *Visual | NONE | NONE | NONE |
| Yellow Metal | scalar | *Visual | NONE | NONE | NONE |
| Precipitate | scalar | *Visual | NONE | NONE | NONE |
| Silt | scalar | *Visual | NONE | NONE | NONE |
| Debris | scalar | *Visual | NONE | MODER | NONE |
| Sand/Dirt | scalar | *Visual | NONE | NONE | NONE |
| Appearance | scalar | *Visual | NORML | NORML | NORML |
| Odor | scalar | *Visual | NORML | NORML | NORML |
| Emulsified Water | scalar | *Visual | >0.05 | NEG | NEG |
| Free Water | scalar | *Visual | | NEG | NEG |

| FLUID PROPERTIES | method | limit/base | current | history1 | history2 |
|------------------|--------|------------|---------|-------------|----------|
| Visc @ 40°C | cSt | ASTM D445 | 44.56 | 43.7 | 44.1 |

| SAMPLE IMAGES | method | limit/base | current | history1 | history2 |
|---------------|--------|------------|---------|----------|----------|
|---------------|--------|------------|---------|----------|----------|



GRAPHS



Laboratory : WearCheck USA - 501 Madison Ave., Cary, NC 27513
Sample No. : UDI06148821 **Received** : 15 Apr 2024
Lab Number : **06148821** **Tested** : 16 Apr 2024
Unique Number : 10978899 **Diagnosed** : 17 Apr 2024 - Don Baldrige
Test Package : IND 2

DELTA INDUSTRIES - CEDAR RAPIDS
 6540 4TH ST SW UNIT A
 CEDAR RAPIDS, IA
 US 52404
 Contact: MICHAEL FERRIS
 wearcheck@deltaind.net

To discuss this sample report, contact Customer Service at 1-800-237-1369.

* - Denotes test methods that are outside of the ISO 17025 scope of accreditation.

Statements of conformity to specifications are based on the simple acceptance decision rule (JCGM 106:2012)

T: (319)862-2500
F: (319)862-2501