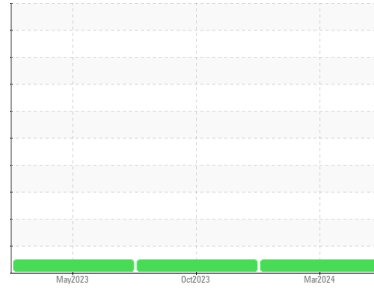




OIL ANALYSIS REPORT

Sample Rating Trend



NORMAL



Machine Id

54

Component

Diesel Engine

Fluid

PETRO CANADA DURON HP 15W40 (--- GAL)

DIAGNOSIS

Recommendation

Resample at the next service interval to monitor. Please specify the component make and model with your next sample.

Wear

Metal levels are typical for a new component breaking in.

Contamination

There is no indication of any contamination in the oil.

Fluid Condition

The BN result indicates that there is suitable alkalinity remaining in the oil. The condition of the oil is suitable for further service.

SAMPLE INFORMATION

| | method | limit/base | current | history1 | history2 |
|---------------|-------------|-------------|--------------------|-------------|-------------|
| Sample Number | Client Info | | WC0850973 | WC0740590 | WC0740550 |
| Sample Date | Client Info | | 13 Mar 2024 | 05 Oct 2023 | 05 May 2023 |
| Machine Age | mls | Client Info | 64553 | 54999 | 50000 |
| Oil Age | mls | Client Info | 0 | 0 | 0 |
| Oil Changed | Client Info | | Not Changed | Not Changed | Not Changed |
| Sample Status | | | NORMAL | NORMAL | NORMAL |

CONTAMINATION

| | method | limit/base | current | history1 | history2 |
|--------|-----------|------------|----------------|----------|----------|
| Fuel | WC Method | >5 | <1.0 | <1.0 | <1.0 |
| Water | WC Method | >0.2 | NEG | NEG | NEG |
| Glycol | WC Method | | NEG | NEG | NEG |

WEAR METALS

| | method | limit/base | current | history1 | history2 | |
|----------|--------|-------------|---------|--------------|----------|----|
| Iron | ppm | ASTM D5185m | >100 | 10 | 5 | 23 |
| Chromium | ppm | ASTM D5185m | >20 | <1 | <1 | 0 |
| Nickel | ppm | ASTM D5185m | >4 | 0 | 0 | 0 |
| Titanium | ppm | ASTM D5185m | | <1 | 0 | 0 |
| Silver | ppm | ASTM D5185m | >3 | 0 | 0 | 0 |
| Aluminum | ppm | ASTM D5185m | >20 | 4 | 2 | 5 |
| Lead | ppm | ASTM D5185m | >40 | 0 | 0 | 0 |
| Copper | ppm | ASTM D5185m | >330 | <1 | <1 | 4 |
| Tin | ppm | ASTM D5185m | >15 | 0 | 0 | 0 |
| Vanadium | ppm | ASTM D5185m | | 0 | 0 | 0 |
| Cadmium | ppm | ASTM D5185m | | 0 | 0 | 0 |

ADDITIVES

| | method | limit/base | current | history1 | history2 | |
|------------|--------|-------------|---------|--------------|----------|------|
| Boron | ppm | ASTM D5185m | | 14 | 10 | 31 |
| Barium | ppm | ASTM D5185m | | 0 | 0 | 0 |
| Molybdenum | ppm | ASTM D5185m | | 64 | 67 | 72 |
| Manganese | ppm | ASTM D5185m | | <1 | 0 | 0 |
| Magnesium | ppm | ASTM D5185m | | 912 | 875 | 645 |
| Calcium | ppm | ASTM D5185m | | 1260 | 1240 | 1600 |
| Phosphorus | ppm | ASTM D5185m | | 1154 | 1011 | 1069 |
| Zinc | ppm | ASTM D5185m | | 1330 | 1286 | 1314 |
| Sulfur | ppm | ASTM D5185m | | 3870 | 3595 | 3904 |

CONTAMINANTS

| | method | limit/base | current | history1 | history2 | |
|-----------|--------|-------------|---------|--------------|----------|----|
| Silicon | ppm | ASTM D5185m | >25 | 3 | 4 | 4 |
| Sodium | ppm | ASTM D5185m | | <1 | <1 | <1 |
| Potassium | ppm | ASTM D5185m | >20 | 4 | 3 | 15 |

INFRA-RED

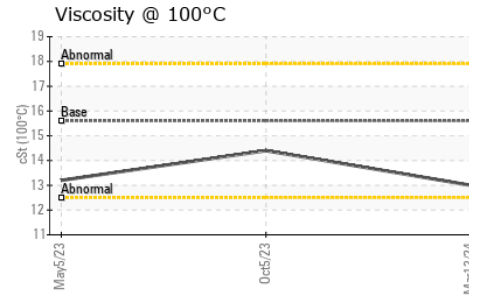
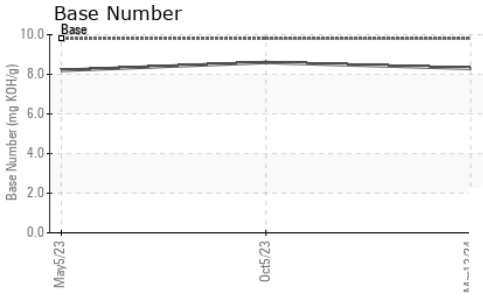
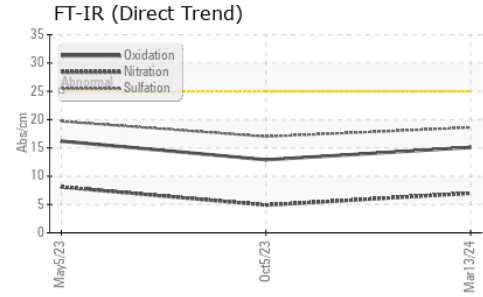
| | method | limit/base | current | history1 | history2 | |
|-----------|----------|-------------|---------|-------------|----------|------|
| Soot % | % | *ASTM D7844 | >3 | 0.2 | 0.1 | 0.2 |
| Nitration | Abs/cm | *ASTM D7624 | >20 | 7.0 | 4.9 | 8.1 |
| Sulfation | Abs/.1mm | *ASTM D7415 | >30 | 18.6 | 17.0 | 19.7 |

FLUID DEGRADATION

| | method | limit/base | current | history1 | history2 | |
|------------------|----------|-------------|---------|-------------|----------|------|
| Oxidation | Abs/.1mm | *ASTM D7414 | >25 | 15.1 | 12.9 | 16.2 |
| Base Number (BN) | mg KOH/g | ASTM D2896 | 9.8 | 8.3 | 8.6 | 8.2 |



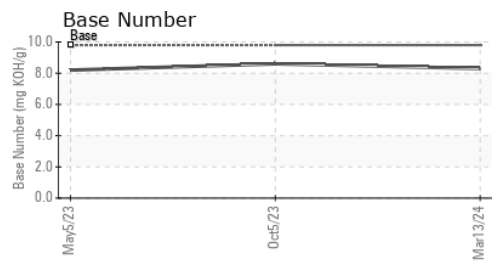
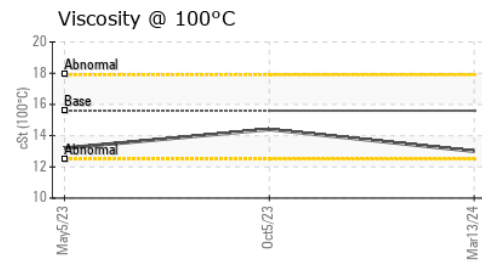
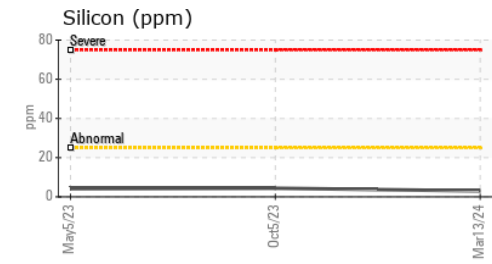
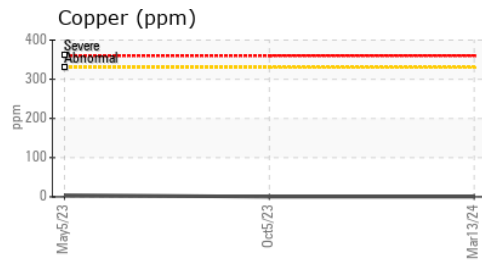
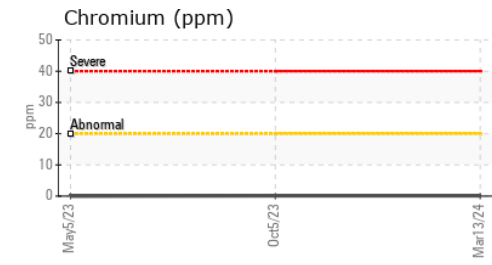
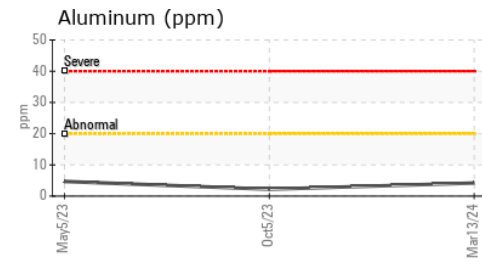
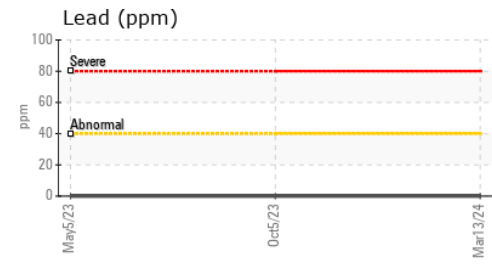
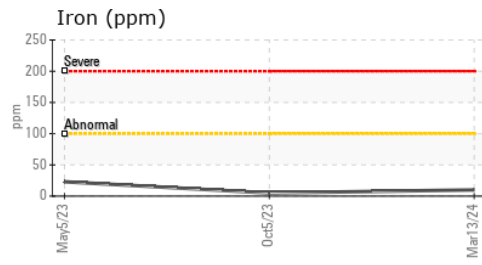
OIL ANALYSIS REPORT



| VISUAL | method | limit/base | current | history1 | history2 |
|------------------|--------|------------|---------|----------|----------|
| White Metal | scalar | *Visual | NONE | NONE | NONE |
| Yellow Metal | scalar | *Visual | NONE | NONE | NONE |
| Precipitate | scalar | *Visual | NONE | NONE | NONE |
| Silt | scalar | *Visual | NONE | NONE | NONE |
| Debris | scalar | *Visual | NONE | NONE | NONE |
| Sand/Dirt | scalar | *Visual | NONE | NONE | NONE |
| Appearance | scalar | *Visual | NORML | NORML | NORML |
| Odor | scalar | *Visual | NORML | NORML | NORML |
| Emulsified Water | scalar | *Visual | >0.2 | NEG | NEG |
| Free Water | scalar | *Visual | | NEG | NEG |

| FLUID PROPERTIES | method | limit/base | current | history1 | history2 | |
|------------------|--------|------------|---------|----------|----------|------|
| Visc @ 100°C | cSt | ASTM D445 | 15.6 | 13.0 | 14.4 | 13.2 |

GRAPHS



Laboratory : WearCheck USA - 501 Madison Ave., Cary, NC 27513
Sample No. : WC0850973 **Received** : 15 Apr 2024
Lab Number : **06149354** **Tested** : 16 Apr 2024
Unique Number : 10979432 **Diagnosed** : 16 Apr 2024 - Wes Davis
Test Package : MOB 1 (Additional Tests: TBN)

ANSON CO SCHOOL BUS GARAGE
 89 BOGGAN CUT RD
 WADESBORO, NC
 US 28135
 Contact: MATT POWELL
 powell.berkeley@anson.k12.nc.us

To discuss this sample report, contact Customer Service at 1-800-237-1369.
 * - Denotes test methods that are outside of the ISO 17025 scope of accreditation.
 Statements of conformity to specifications are based on the simple acceptance decision rule (JCGM 106:2012)