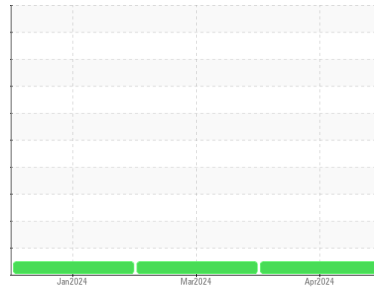




OIL ANALYSIS REPORT

Sample Rating Trend



NORMAL



Machine Id
BLUE WAVE
 Component
Gearbox
 Fluid
INTERLUBE AGMA 6 (25 GAL)

DIAGNOSIS

Recommendation

Resample at the next service interval to monitor.

Wear

All component wear rates are normal.

Contamination

There is no indication of any contamination in the oil.

Fluid Condition

The AN level is acceptable for this fluid. The condition of the oil is suitable for further service.

SAMPLE INFORMATION		method	limit/base	current	history1	history2
Sample Number	Client Info			WC0930218	WC0930214	WC0930216
Sample Date	Client Info			10 Apr 2024	25 Mar 2024	04 Jan 2024
Machine Age	hrs	Client Info		0	0	0
Oil Age	hrs	Client Info		0	0	0
Oil Changed	Client Info			N/A	Changed	N/A
Sample Status				NORMAL	NORMAL	NORMAL

WEAR METALS		method	limit/base	current	history1	history2
Iron	ppm	ASTM D5185m	>200	0	1	3
Chromium	ppm	ASTM D5185m	>15	0	0	0
Nickel	ppm	ASTM D5185m	>15	<1	<1	<1
Titanium	ppm	ASTM D5185m		0	0	0
Silver	ppm	ASTM D5185m		0	0	0
Aluminum	ppm	ASTM D5185m	>25	<1	<1	<1
Lead	ppm	ASTM D5185m	>100	0	0	0
Copper	ppm	ASTM D5185m	>200	2	2	2
Tin	ppm	ASTM D5185m	>25	<1	<1	<1
Vanadium	ppm	ASTM D5185m		0	0	0
Cadmium	ppm	ASTM D5185m		0	0	0

ADDITIVES		method	limit/base	current	history1	history2
Boron	ppm	ASTM D5185m		0	0	0
Barium	ppm	ASTM D5185m		0	0	0
Molybdenum	ppm	ASTM D5185m		0	0	0
Manganese	ppm	ASTM D5185m		1	1	1
Magnesium	ppm	ASTM D5185m		<1	<1	<1
Calcium	ppm	ASTM D5185m		<1	<1	<1
Phosphorus	ppm	ASTM D5185m		423	86	458
Zinc	ppm	ASTM D5185m		0	0	1
Sulfur	ppm	ASTM D5185m		11938	11271	11379

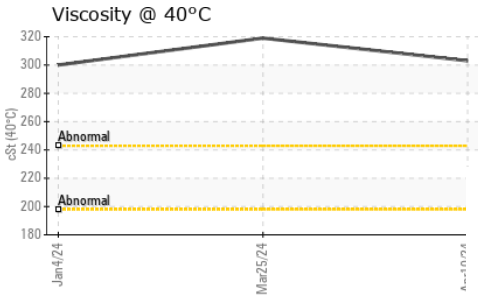
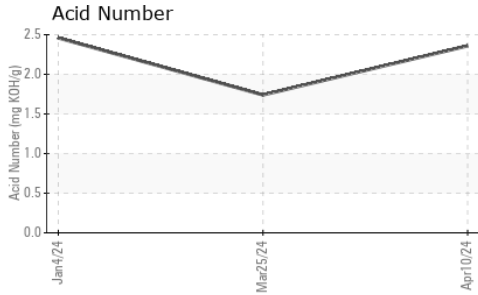
CONTAMINANTS		method	limit/base	current	history1	history2
Silicon	ppm	ASTM D5185m	>50	2	1	1
Sodium	ppm	ASTM D5185m		2	2	2
Potassium	ppm	ASTM D5185m	>20	2	<1	2
Water	%	ASTM D6304	>0.2	NEG	NEG	NEG

FLUID DEGRADATION		method	limit/base	current	history1	history2
Acid Number (AN)	mg KOH/g	ASTM D8045		2.36	1.74	2.46

VISUAL		method	limit/base	current	history1	history2
White Metal	scalar	*Visual	NONE	NONE	NONE	NONE
Yellow Metal	scalar	*Visual	NONE	NONE	NONE	NONE
Precipitate	scalar	*Visual	NONE	NONE	NONE	NONE
Silt	scalar	*Visual	NONE	NONE	NONE	NONE
Debris	scalar	*Visual	NONE	NONE	NONE	NONE
Sand/Dirt	scalar	*Visual	NONE	NONE	NONE	NONE
Appearance	scalar	*Visual	NORML	NORML	NORML	NORML
Odor	scalar	*Visual	NORML	NORML	NORML	NORML
Emulsified Water	scalar	*Visual	>0.2	NEG	NEG	NEG
Free Water	scalar	*Visual		NEG	NEG	NEG




OIL ANALYSIS REPORT

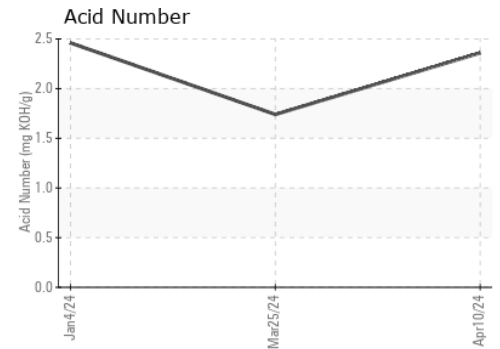
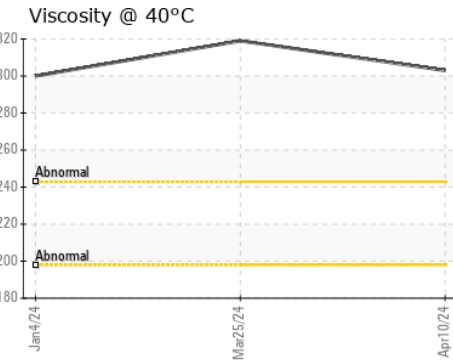
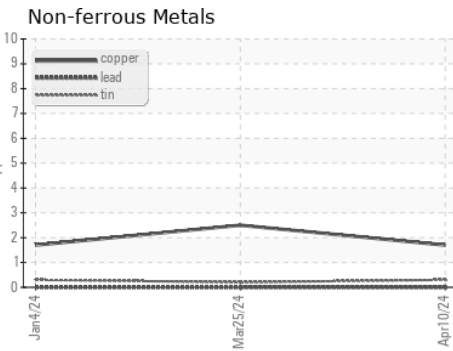
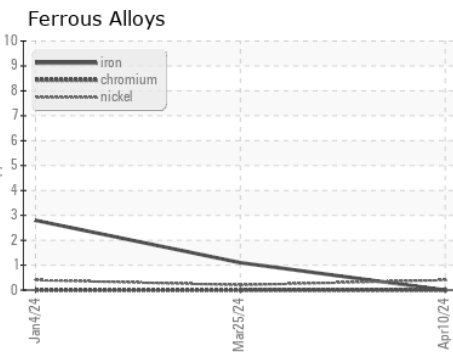


FLUID PROPERTIES	method	limit/base	current	history1	history2
Visc @ 40°C	cSt	ASTM D445	303	319	300

SAMPLE IMAGES	method	limit/base	current	history1	history2
---------------	--------	------------	---------	----------	----------



GRAPHS



Certificate L2367

Laboratory : WearCheck USA - 501 Madison Ave., Cary, NC 27513
Sample No. : WC0930218 **Received** : 16 Apr 2024
Lab Number : **06150541** **Tested** : 17 Apr 2024
Unique Number : 10980619 **Diagnosed** : 17 Apr 2024 - Doug Bogart
Test Package : PLANT

MICHELMAN, INC
 9080 SHELL ROAD
 CINCINNATI, OH
 US 45236-1299

Contact: EARL HENSLEY
 earlhensley@michelman.com

To discuss this sample report, contact Customer Service at 1-800-237-1369.

* - Denotes test methods that are outside of the ISO 17025 scope of accreditation.

Statements of conformity to specifications are based on the simple acceptance decision rule (JCGM 106:2012)

T:
F: