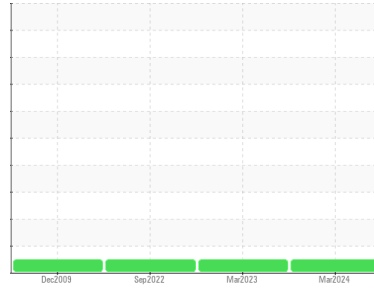




OIL ANALYSIS REPORT

Sample Rating Trend



NORMAL



Area

AIRLUBE 228 [1404654]

Machine Id

ATLAS COPCO AII482776 - MERIDIAN 4

Component

Compressor

DIAGNOSIS

Recommendation

Resample at the next service interval to monitor.

Wear

All component wear rates are normal.

Contamination

There is no indication of any contamination in the oil.

Fluid Condition

The AN level is acceptable for this fluid. The condition of the oil is suitable for further service.

SAMPLE INFORMATION		method	limit/base	current	history1	history2
Sample Number	Client Info			UCH06152082	UCH05843430	UCH05649418
Sample Date	Client Info			12 Mar 2024	29 Mar 2023	01 Sep 2022
Machine Age	hrs	Client Info		100203	95241	90820
Oil Age	hrs	Client Info		0	4421	8132
Oil Changed	Client Info			Not Changed	Not Changd	Changed
Sample Status				NORMAL	NORMAL	NORMAL

CONTAMINATION		method	limit/base	current	history1	history2
Water	WC Method		>0.1	NEG	NEG	NEG

WEAR METALS		method	limit/base	current	history1	history2
Iron	ppm	ASTM D5185m	>50	0	0	<1
Chromium	ppm	ASTM D5185m	>5	<1	0	<1
Nickel	ppm	ASTM D5185m		0	0	0
Titanium	ppm	ASTM D5185m		0	0	0
Silver	ppm	ASTM D5185m		0	0	<1
Aluminum	ppm	ASTM D5185m	>15	0	0	2
Lead	ppm	ASTM D5185m	>65	0	0	<1
Copper	ppm	ASTM D5185m	>65	0	0	<1
Tin	ppm	ASTM D5185m	>10	<1	0	0
Antimony	ppm	ASTM D5185m		---	---	---
Vanadium	ppm	ASTM D5185m		0	0	0
Cadmium	ppm	ASTM D5185m		0	0	0

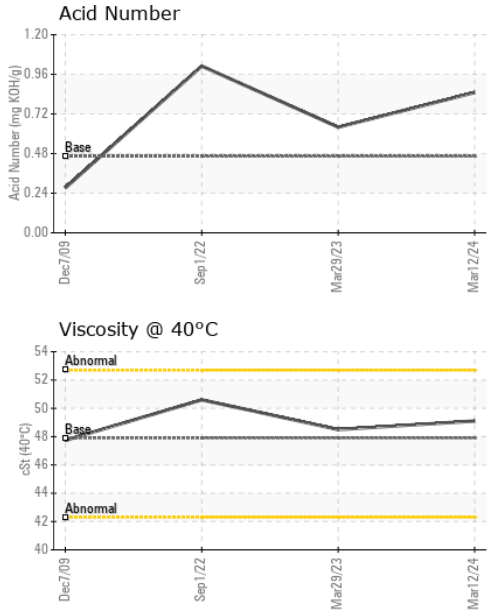
ADDITIVES		method	limit/base	current	history1	history2
Boron	ppm	ASTM D5185m	1.5	0	0	0
Barium	ppm	ASTM D5185m	0	0	5	8
Molybdenum	ppm	ASTM D5185m	0	0	0	0
Manganese	ppm	ASTM D5185m	0.3	0	0	<1
Magnesium	ppm	ASTM D5185m	0	<1	<1	6
Calcium	ppm	ASTM D5185m	0	1	0	0
Phosphorus	ppm	ASTM D5185m	406	79	98	35
Zinc	ppm	ASTM D5185m	0	0	0	17
Sulfur	ppm	ASTM D5185m	1283	246	635	89

CONTAMINANTS		method	limit/base	current	history1	history2
Silicon	ppm	ASTM D5185m	>35	2	1	3
Sodium	ppm	ASTM D5185m		0	0	0
Potassium	ppm	ASTM D5185m	>20	<1	<1	<1

FLUID DEGRADATION		method	limit/base	current	history1	history2
Acid Number (AN)	mg KOH/g	ASTM D8045	0.463	0.85	0.64	1.01




OIL ANALYSIS REPORT



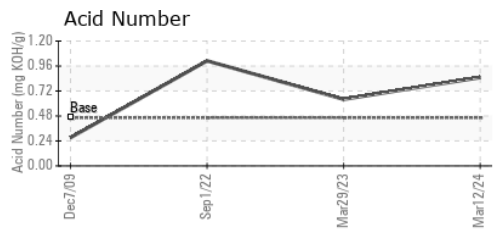
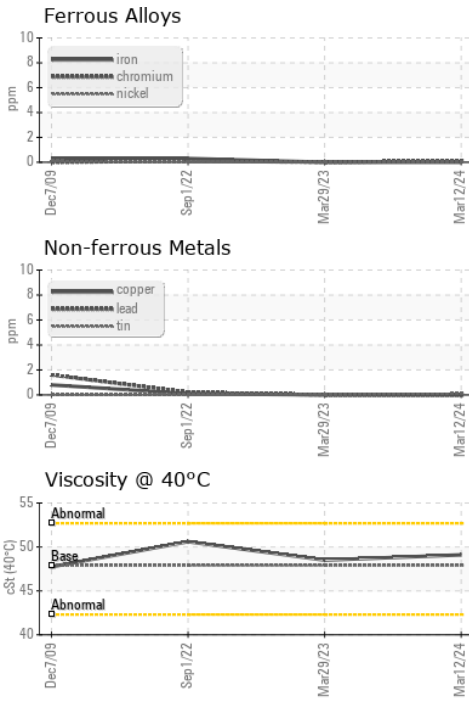
VISUAL	method	limit/base	current	history1	history2	
White Metal	scalar	*Visual	NONE	NONE	MODER	NONE
Yellow Metal	scalar	*Visual	NONE	NONE	NONE	NONE
Precipitate	scalar	*Visual	NONE	NONE	NONE	NONE
Silt	scalar	*Visual	NONE	NONE	NONE	NONE
Debris	scalar	*Visual	NONE	NONE	NONE	NONE
Sand/Dirt	scalar	*Visual	NONE	NONE	NONE	NONE
Appearance	scalar	*Visual	NORML	NORML	NORML	NORML
Odor	scalar	*Visual	NORML	NORML	NORML	NORML
Emulsified Water	scalar	*Visual	>0.1	NEG	NEG	NEG
Free Water	scalar	*Visual		NEG	NEG	NEG

FLUID PROPERTIES	method	limit/base	current	history1	history2	
Visc @ 40°C	cSt	ASTM D445	47.9	49.1	48.5	50.6

SAMPLE IMAGES	method	limit/base	current	history1	history2
Color					
Bottom					



GRAPHS



Laboratory : WearCheck USA - 501 Madison Ave., Cary, NC 27513
Sample No. : UCH06152082 **Received** : 17 Apr 2024
Lab Number : **06152082** **Tested** : 18 Apr 2024
Unique Number : 10982160 **Diagnosed** : 19 Apr 2024 - Sean Felton
Test Package : IND 2

DIRECT AIR - AIR TECHNOLOGIES
 400 WRIGHT AVE
 MIDDLETOWN, OH
 US 45044
 Contact: APRIL MOORE
 april.moore@aircompressors.com

To discuss this sample report, contact Customer Service at 1-800-237-1369.
 * - Denotes test methods that are outside of the ISO 17025 scope of accreditation.
 Statements of conformity to specifications are based on the simple acceptance decision rule (JCGM 106:2012) F: (513)539-6040