

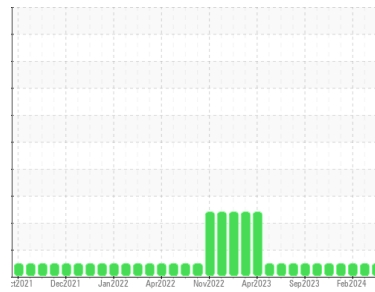


OIL ANALYSIS REPORT



Machine Id
JENBACHER GM05 (S/N 1144809)
 Component
Biogas Engine
 Fluid
MAHLER Q8 Mahler G8 SAE 40 (--- GAL)

Sample Rating Trend



NORMAL



DIAGNOSIS

Recommendation

Resample at the next service interval to monitor.

Wear

All component wear rates are normal.

Contamination

There is no indication of any contamination in the oil.

Fluid Condition

The BN result indicates that there is suitable alkalinity remaining in the oil. The AN level is acceptable for this fluid. The condition of the oil is suitable for further service.

SAMPLE INFORMATION

	method	limit/base	current	history1	history2
Sample Number	Client Info		WC0914239	WC0914250	WC0853016
Sample Date	Client Info		16 Apr 2024	21 Mar 2024	28 Feb 2024
Machine Age	hrs	Client Info	49752	49193	49181
Oil Age	hrs	Client Info	5976	5417	5405
Oil Changed	Client Info		Not Chngd	Not Chngd	Not Chngd
Sample Status			NORMAL	NORMAL	NORMAL

CONTAMINATION

	method	limit/base	current	history1	history2
Fuel	WC Method	>4.0	<1.0	<1.0	<1.0
Water	WC Method	>.2	NEG	NEG	NEG
Glycol	WC Method		NEG	NEG	NEG

WEAR METALS

	method	limit/base	current	history1	history2	
Iron	ppm	ASTM D5185m	>20	11	11	8
Chromium	ppm	ASTM D5185m	>5	<1	<1	<1
Nickel	ppm	ASTM D5185m	>2	0	<1	<1
Titanium	ppm	ASTM D5185m		0	0	0
Silver	ppm	ASTM D5185m	>5	0	0	0
Aluminum	ppm	ASTM D5185m	>15	5	6	5
Lead	ppm	ASTM D5185m	>20	1	2	2
Copper	ppm	ASTM D5185m	>15	3	3	3
Tin	ppm	ASTM D5185m	>5	8	8	8
Vanadium	ppm	ASTM D5185m		<1	0	0
Cadmium	ppm	ASTM D5185m		0	0	0

ADDITIVES

	method	limit/base	current	history1	history2	
Boron	ppm	ASTM D5185m		0	3	3
Barium	ppm	ASTM D5185m		0	0	0
Molybdenum	ppm	ASTM D5185m		2	2	<1
Manganese	ppm	ASTM D5185m		<1	<1	<1
Magnesium	ppm	ASTM D5185m		13	15	15
Calcium	ppm	ASTM D5185m		2640	2681	2555
Phosphorus	ppm	ASTM D5185m		449	479	484
Zinc	ppm	ASTM D5185m		490	566	596
Sulfur	ppm	ASTM D5185m		2900	3072	2791

CONTAMINANTS

	method	limit/base	current	history1	history2	
Silicon	ppm	ASTM D5185m	>200	49	55	53
Sodium	ppm	ASTM D5185m	>20	6	4	2
Potassium	ppm	ASTM D5185m	>20	<1	3	0

INFRA-RED

	method	limit/base	current	history1	history2	
Soot %	%	*ASTM D7844	>2	0.1	0.1	0.1
Nitration	Abs/cm	*ASTM D7624	>20	8.3	8.3	8.2
Sulfation	Abs/.1mm	*ASTM D7415	>30	20.0	19.9	19.8

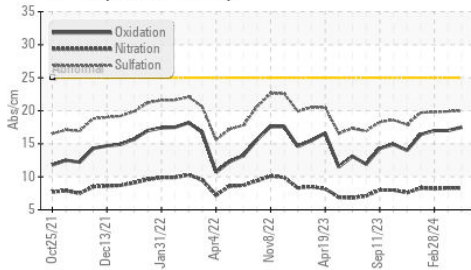
FLUID DEGRADATION

	method	limit/base	current	history1	history2	
Oxidation	Abs/.1mm	*ASTM D7414	>25	17.5	17.0	17.0
Acid Number (AN)	mg KOH/g	ASTM D8045		1.75	1.64	1.95
Base Number (BN)	mg KOH/g	ASTM D2896	8.0	6.36	4.79	6.62

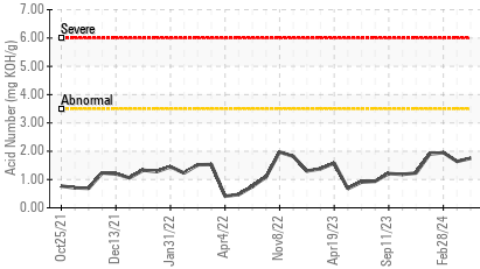


OIL ANALYSIS REPORT

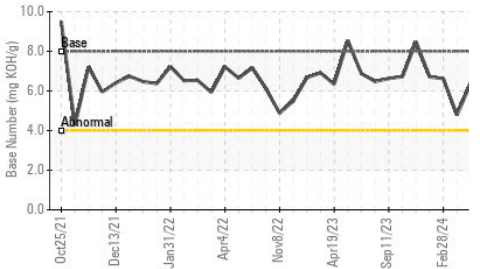
FT-IR (Direct Trend)



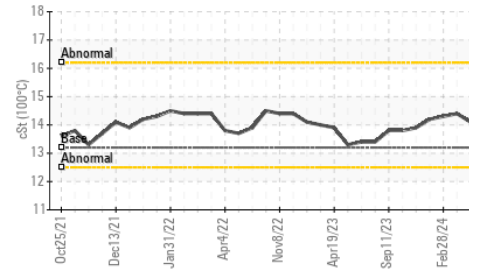
Acid Number



Base Number



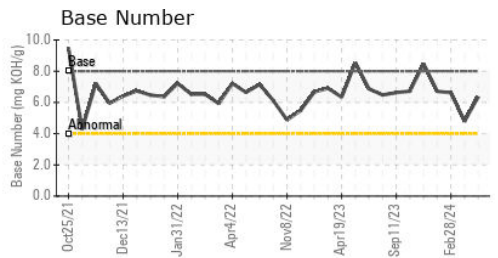
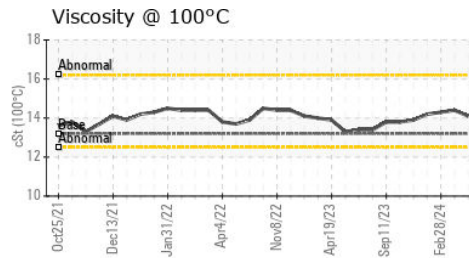
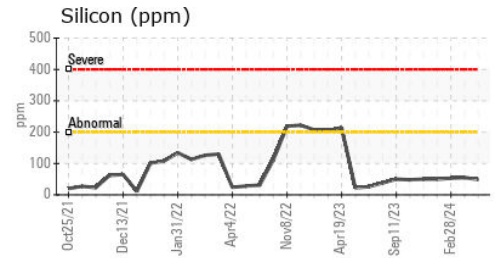
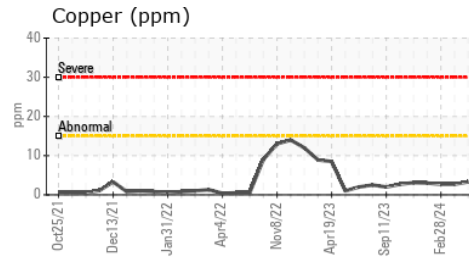
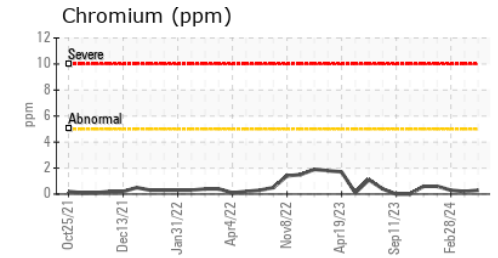
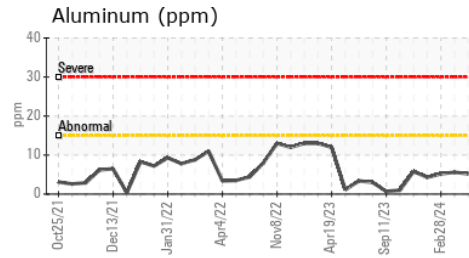
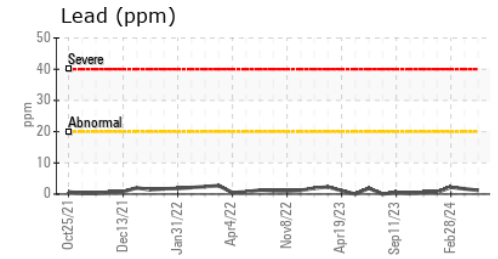
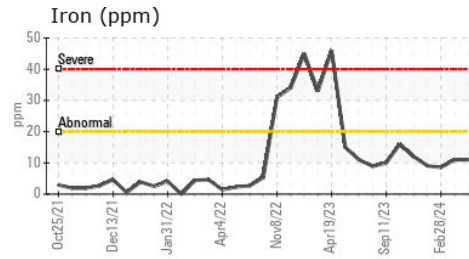
Viscosity @ 100°C



VISUAL	method	limit/base	current	history1	history2
White Metal	scalar	*Visual	NONE	NONE	NONE
Yellow Metal	scalar	*Visual	NONE	NONE	NONE
Precipitate	scalar	*Visual	NONE	NONE	NONE
Silt	scalar	*Visual	NONE	NONE	NONE
Debris	scalar	*Visual	NONE	NONE	NONE
Sand/Dirt	scalar	*Visual	NONE	NONE	NONE
Appearance	scalar	*Visual	NORML	NORML	NORML
Odor	scalar	*Visual	NORML	NORML	NORML
Emulsified Water	scalar	*Visual	>.2	NEG	NEG
Free Water	scalar	*Visual		NEG	NEG

FLUID PROPERTIES	method	limit/base	current	history1	history2
Visc @ 100°C	cSt	ASTM D445	13.2	14.1	14.4

GRAPHS



Certificate L2367

Laboratory : WearCheck USA - 501 Madison Ave., Cary, NC 27513
Sample No. : WC0914239
Lab Number : 06154646
Unique Number : 10990069
Test Package : MOB 2

Received : 19 Apr 2024
Tested : 23 Apr 2024
Diagnosed : 23 Apr 2024 - Sean Felton

RICHLAND CREEK
 5691 S RICHLAND CREEK RD
 BUFORD, GA
 US 30518
 Contact: MATT DICKENS
 matt.dickens@cubedistrictenergy.com

To discuss this sample report, contact Customer Service at 1-800-237-1369.

* - Denotes test methods that are outside of the ISO 17025 scope of accreditation.

Statements of conformity to specifications are based on the simple acceptance decision rule (JCGM 106:2012)