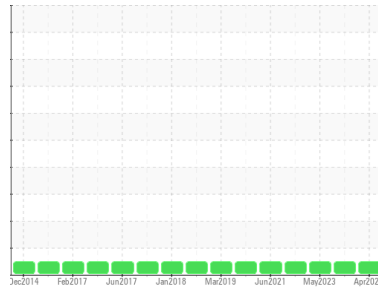




OIL ANALYSIS REPORT

Sample Rating Trend



NORMAL



Machine Id
01Y604

Component
Gearbox

Fluid
ROYAL PURPLE SYNFILM 100 (--- GAL)

DIAGNOSIS

Recommendation

Resample at the next service interval to monitor.

Wear

All component wear rates are normal.

Contamination

There is no indication of any contamination in the oil.

Fluid Condition

The AN level is acceptable for this fluid. The condition of the oil is suitable for further service.

SAMPLE INFORMATION		method	limit/base	current	history1	history2
Sample Number	Client Info			RP0037808	RP0035971	RP0033436
Sample Date	Client Info			21 Apr 2024	07 Aug 2023	11 May 2023
Machine Age	hrs	Client Info		0	0	0
Oil Age	hrs	Client Info		0	0	0
Oil Changed	Client Info			N/A	N/A	N/A
Sample Status				NORMAL	NORMAL	NORMAL

WEAR METALS		method	limit/base	current	history1	history2
Iron	ppm	ASTM D5185m	>200	21	17	20
Chromium	ppm	ASTM D5185m	>15	1	<1	<1
Nickel	ppm	ASTM D5185m	>15	4	4	4
Titanium	ppm	ASTM D5185m		<1	0	0
Silver	ppm	ASTM D5185m		0	<1	0
Aluminum	ppm	ASTM D5185m	>25	2	<1	2
Lead	ppm	ASTM D5185m	>100	0	<1	0
Copper	ppm	ASTM D5185m	>200	<1	<1	0
Tin	ppm	ASTM D5185m	>25	<1	0	<1
Vanadium	ppm	ASTM D5185m		<1	0	0
Cadmium	ppm	ASTM D5185m		<1	0	0

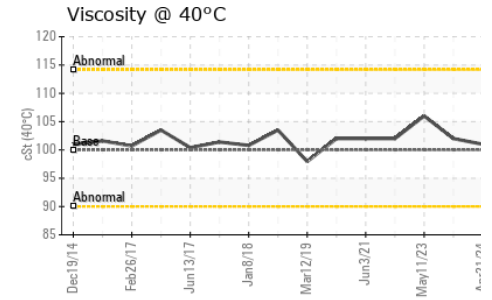
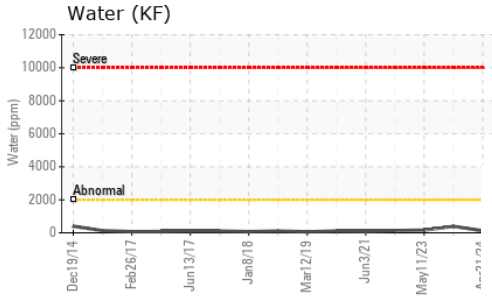
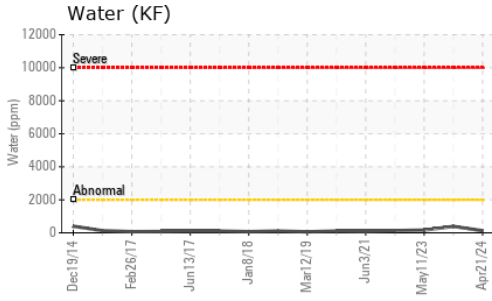
ADDITIVES		method	limit/base	current	history1	history2
Boron	ppm	ASTM D5185m		2	<1	2
Barium	ppm	ASTM D5185m		<1	0	0
Molybdenum	ppm	ASTM D5185m		<1	0	0
Manganese	ppm	ASTM D5185m		<1	0	<1
Magnesium	ppm	ASTM D5185m	90	2	0	0
Calcium	ppm	ASTM D5185m		137	158	162
Phosphorus	ppm	ASTM D5185m		31	23	29
Zinc	ppm	ASTM D5185m		39	30	0

CONTAMINANTS		method	limit/base	current	history1	history2
Silicon	ppm	ASTM D5185m	>50	2	<1	<1
Sodium	ppm	ASTM D5185m		3	0	1
Potassium	ppm	ASTM D5185m	>20	1	0	1
Water	%	ASTM D6304	>0.2	0.012	0.038	0.016
ppm Water	ppm	ASTM D6304	>2000	128	389.7	164.0

FLUID DEGRADATION		method	limit/base	current	history1	history2
Acid Number (AN)	mg KOH/g	ASTM D8045	0.25	0.26	0.249	0.15

VISUAL		method	limit/base	current	history1	history2
White Metal	scalar	*Visual	NONE	NONE	NONE	NONE
Yellow Metal	scalar	*Visual	NONE	NONE	NONE	NONE
Precipitate	scalar	*Visual	NONE	NONE	NONE	NONE
Silt	scalar	*Visual	NONE	NONE	NONE	NONE
Debris	scalar	*Visual	NONE	NONE	NONE	NONE
Sand/Dirt	scalar	*Visual	NONE	NONE	NONE	NONE
Appearance	scalar	*Visual	NORML	NORML	NORML	NORML
Odor	scalar	*Visual	NORML	NORML	NORML	NORML
Emulsified Water	scalar	*Visual	>0.2	NEG	NEG	NEG
Free Water	scalar	*Visual		NEG	NEG	NEG


OIL ANALYSIS REPORT



FLUID PROPERTIES		method	limit/base	current	history1	history2
Visc @ 40°C	cSt	ASTM D445	100	101	102	106

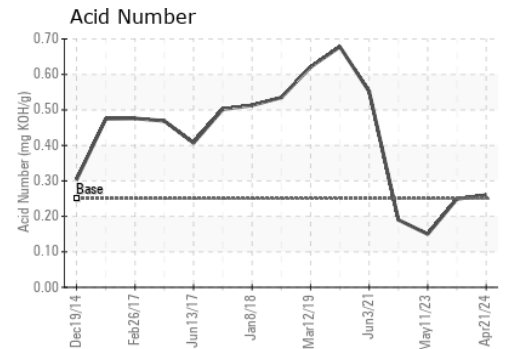
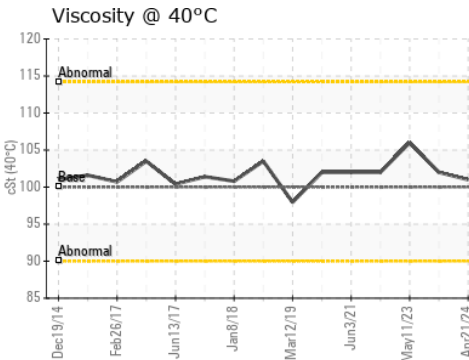
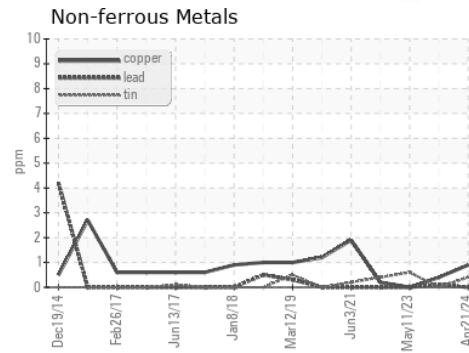
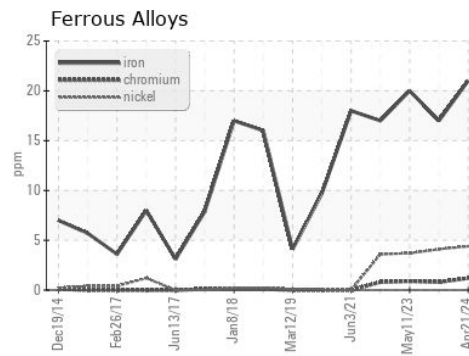
SAMPLE IMAGES		method	limit/base	current	history1	history2
---------------	--	--------	------------	---------	----------	----------

Color



Bottom

GRAPHS



Certificate L2367

Laboratory : WearCheck USA - 501 Madison Ave., Cary, NC 27513
Sample No. : RP0037808
Lab Number : 06156089
Unique Number : 10991512
Test Package : IND 2
Received : 22 Apr 2024
Tested : 24 Apr 2024
Diagnosed : 24 Apr 2024 - Don Baldrige

SOLVAY
 1275 AIRLINE HWY
 BATON ROUGE, LA
 US 70805

Contact: MICHEAL ROJAS
 micheal.rojas@solvay.com
 T: (225)573-3664

To discuss this sample report, contact Customer Service at 1-800-237-1369.

* - Denotes test methods that are outside of the ISO 17025 scope of accreditation.

Statements of conformity to specifications are based on the simple acceptance decision rule (JCGM 106:2012)

F: x: