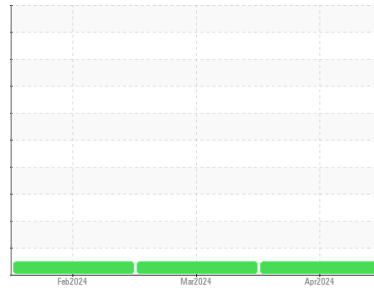




OIL ANALYSIS REPORT

Sample Rating Trend



NORMAL



Area

DF8
Machine Id

KAESER 9172 - NESTLE PURINA PET CARE (S/N 1230)

Component

Compressor

DIAGNOSIS

Recommendation

Resample at the next service interval to monitor.

Wear

All component wear rates are normal.

Contamination

There is no indication of any contamination in the oil.

Fluid Condition

The AN level is acceptable for this fluid. The condition of the oil is suitable for further service.

SAMPLE INFORMATION

	method	limit/base	current	history1	history2
Sample Number	Client Info		UDI06156144	UDI06129477	WC06101064
Sample Date	Client Info		14 Apr 2024	25 Mar 2024	26 Feb 2024
Machine Age	hrs	Client Info	2643	0	1463
Oil Age	hrs	Client Info	2650	2131	3463
Oil Changed	Client Info		Not Changed	Not Changed	Not Changed
Sample Status			NORMAL	NORMAL	NORMAL

CONTAMINATION

	method	limit/base	current	history1	history2
Water	WC Method	>0.05	NEG	NEG	NEG

WEAR METALS

	method	limit/base	current	history1	history2
Iron	ppm	ASTM D5185m >50	2	2	0
Chromium	ppm	ASTM D5185m >10	<1	<1	<1
Nickel	ppm	ASTM D5185m >3	<1	<1	0
Titanium	ppm	ASTM D5185m >3	<1	<1	0
Silver	ppm	ASTM D5185m >2	0	0	0
Aluminum	ppm	ASTM D5185m >10	4	3	2
Lead	ppm	ASTM D5185m >10	0	1	0
Copper	ppm	ASTM D5185m >50	2	2	<1
Tin	ppm	ASTM D5185m >10	<1	<1	0
Vanadium	ppm	ASTM D5185m	<1	<1	0
Cadmium	ppm	ASTM D5185m	<1	<1	0

ADDITIVES

	method	limit/base	current	history1	history2
Boron	ppm	ASTM D5185m 1	0	0	0
Barium	ppm	ASTM D5185m 0.3	<1	0	8
Molybdenum	ppm	ASTM D5185m 0	<1	<1	0
Manganese	ppm	ASTM D5185m 0	0	<1	0
Magnesium	ppm	ASTM D5185m 0	<1	<1	<1
Calcium	ppm	ASTM D5185m 0.5	<1	3	0
Phosphorus	ppm	ASTM D5185m 536	158	178	224
Zinc	ppm	ASTM D5185m 0.2	54	52	33
Sulfur	ppm	ASTM D5185m 649	691	765	825

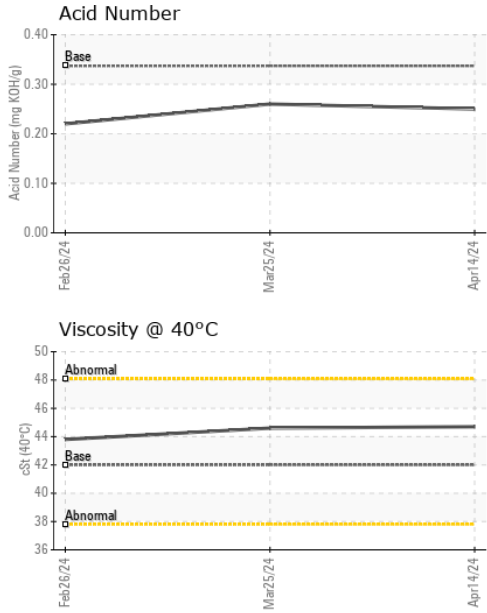
CONTAMINANTS

	method	limit/base	current	history1	history2
Silicon	ppm	ASTM D5185m >25	<1	1	0
Sodium	ppm	ASTM D5185m	<1	0	0
Potassium	ppm	ASTM D5185m >20	1	1	<1

FLUID DEGRADATION

	method	limit/base	current	history1	history2
Acid Number (AN)	mg KOH/g	ASTM D8045 0.337	0.25	0.26	0.22


OIL ANALYSIS REPORT



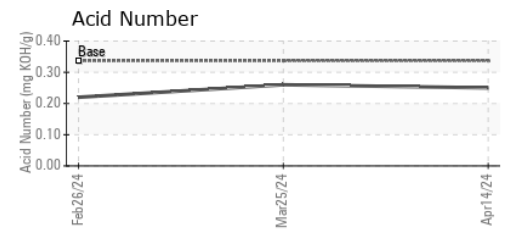
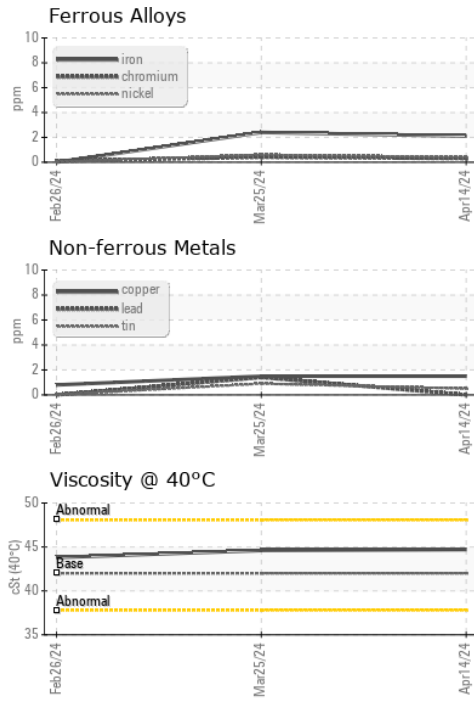
VISUAL	method	limit/base	current	history1	history2
White Metal	scalar	*Visual	NONE	NONE	NONE
Yellow Metal	scalar	*Visual	NONE	NONE	NONE
Precipitate	scalar	*Visual	NONE	NONE	NONE
Silt	scalar	*Visual	NONE	NONE	NONE
Debris	scalar	*Visual	NONE	NONE	NONE
Sand/Dirt	scalar	*Visual	NONE	NONE	NONE
Appearance	scalar	*Visual	NORML	NORML	NORML
Odor	scalar	*Visual	NORML	NORML	NORML
Emulsified Water	scalar	*Visual	>0.05	NEG	NEG
Free Water	scalar	*Visual		NEG	NEG

FLUID PROPERTIES	method	limit/base	current	history1	history2	
Visc @ 40°C	cSt	ASTM D445	42.0	44.7	44.6	43.8

SAMPLE IMAGES	method	limit/base	current	history1	history2
---------------	--------	------------	---------	----------	----------



GRAPHS



Laboratory : WearCheck USA - 501 Madison Ave., Cary, NC 27513
Sample No. : UDI06156144 **Received** : 22 Apr 2024
Lab Number : **06156144** **Tested** : 23 Apr 2024
Unique Number : 10991567 **Diagnosed** : 24 Apr 2024 - Sean Felton
Test Package : IND 2

DELTA INDUSTRIES - CEDAR RAPIDS
 6540 4TH ST SW UNIT A
 CEDAR RAPIDS, IA
 US 52404
 Contact: MICHAEL FERRIS
 wearcheck@deltaind.net

To discuss this sample report, contact Customer Service at 1-800-237-1369.
 * - Denotes test methods that are outside of the ISO 17025 scope of accreditation.
 Statements of conformity to specifications are based on the simple acceptance decision rule (JCGM 106:2012)