



OIL ANALYSIS REPORT

Sample Rating Trend



NORMAL



Machine Id
E-2 (S/N 1144675)
 Component
Gearbox
 Fluid
Q8E-1 GRACO 320 (--- GAL)

DIAGNOSIS

Recommendation

Resample at the next service interval to monitor.

Wear

All component wear rates are normal.

Contamination

There is no indication of any contamination in the oil.

Fluid Condition

The AN level is acceptable for this fluid. The condition of the oil is suitable for further service.

SAMPLE INFORMATION		method	limit/base	current	history1	history2
Sample Number	Client Info			WC0914277	---	---
Sample Date	Client Info			12 Apr 2024	---	---
Machine Age	hrs	Client Info		12430	---	---
Oil Age	hrs	Client Info		3334	---	---
Oil Changed	Client Info			Not Changed	---	---
Sample Status				NORMAL	---	---

CONTAMINATION		method	limit/base	current	history1	history2
Water	WC Method		>0.2	NEG	---	---

WEAR METALS		method	limit/base	current	history1	history2
Iron	ppm	ASTM D5185m	>200	3	---	---
Chromium	ppm	ASTM D5185m	>10	<1	---	---
Nickel	ppm	ASTM D5185m	>10	<1	---	---
Titanium	ppm	ASTM D5185m		<1	---	---
Silver	ppm	ASTM D5185m		<1	---	---
Aluminum	ppm	ASTM D5185m	>25	4	---	---
Lead	ppm	ASTM D5185m	>50	0	---	---
Copper	ppm	ASTM D5185m	>200	4	---	---
Tin	ppm	ASTM D5185m	>10	<1	---	---
Vanadium	ppm	ASTM D5185m		<1	---	---
Cadmium	ppm	ASTM D5185m		<1	---	---

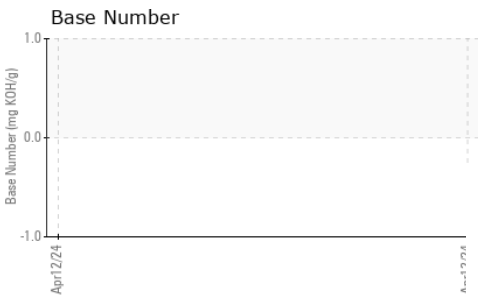


ADDITIVES		method	limit/base	current	history1	history2
Boron	ppm	ASTM D5185m		4	---	---
Barium	ppm	ASTM D5185m		3	---	---
Molybdenum	ppm	ASTM D5185m		382	---	---
Manganese	ppm	ASTM D5185m		0	---	---
Magnesium	ppm	ASTM D5185m		<1	---	---
Calcium	ppm	ASTM D5185m		29	---	---
Phosphorus	ppm	ASTM D5185m		752	---	---
Zinc	ppm	ASTM D5185m		248	---	---
Sulfur	ppm	ASTM D5185m		6056	---	---

CONTAMINANTS		method	limit/base	current	history1	history2
Silicon	ppm	ASTM D5185m	>50	16	---	---
Sodium	ppm	ASTM D5185m		3	---	---
Potassium	ppm	ASTM D5185m	>20	1	---	---

FLUID DEGRADATION		method	limit/base	current	history1	history2
Acid Number (AN)	mg KOH/g	ASTM D8045		0.86	---	---



OIL ANALYSIS REPORT



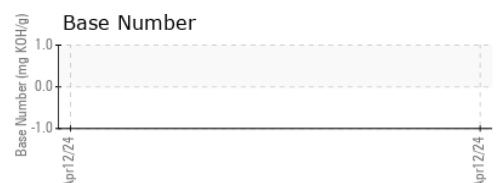
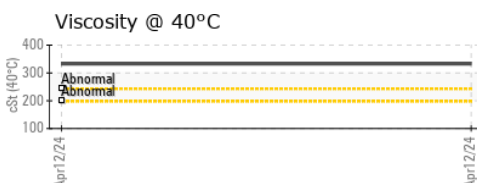
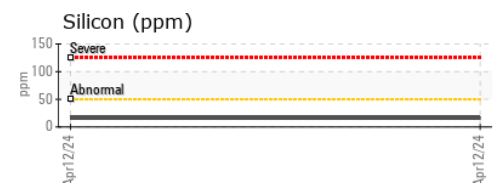
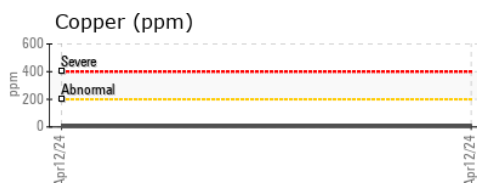
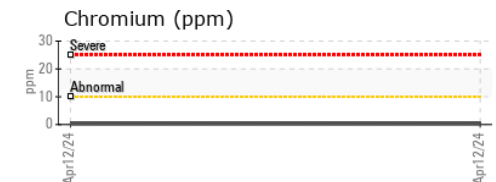
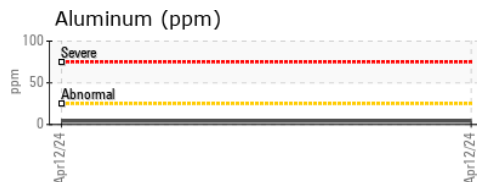
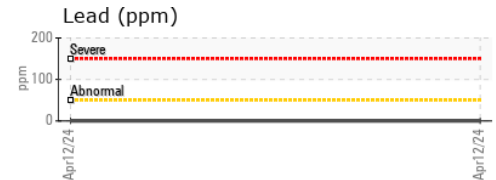
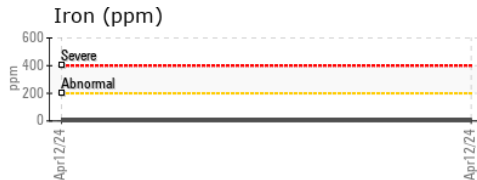
VISUAL	method	limit/base	current	history1	history2
White Metal	scalar	*Visual	NONE	NONE	---
Yellow Metal	scalar	*Visual	NONE	NONE	---
Precipitate	scalar	*Visual	NONE	NONE	---
Silt	scalar	*Visual	NONE	NONE	---
Debris	scalar	*Visual	NONE	LIGHT	---
Sand/Dirt	scalar	*Visual	NONE	NONE	---
Appearance	scalar	*Visual	NORML	NORML	---
Odor	scalar	*Visual	NORML	NORML	---
Emulsified Water	scalar	*Visual	>0.2	NEG	---
Free Water	scalar	*Visual		NEG	---

FLUID PROPERTIES	method	limit/base	current	history1	history2
Visc @ 40°C	cSt	ASTM D445	333	---	---

SAMPLE IMAGES	method	limit/base	current	history1	history2
---------------	--------	------------	---------	----------	----------

Color				no image	no image	no image
Bottom				no image	no image	no image

GRAPHS



Certificate L2367

Laboratory : WearCheck USA - 501 Madison Ave., Cary, NC 27513
Sample No. : WC0914277 **Received** : 22 Apr 2024
Lab Number : 06156168 **Tested** : 24 Apr 2024
Unique Number : 10991591 **Diagnosed** : 24 Apr 2024 - Sean Felton
Test Package : MOB 2 (Additional Tests: TBN)

OAK GROVE GA
 967 CARL-BETHLEHEM RD
 WINDER, GA
 US 30680
 Contact: ZACK GRAVES
 zack.graves@cubedistrictenergy.com
 T: (470)596-8000
 F:

To discuss this sample report, contact Customer Service at 1-800-237-1369.

* - Denotes test methods that are outside of the ISO 17025 scope of accreditation.

Statements of conformity to specifications are based on the simple acceptance decision rule (JCGM 106:2012)