


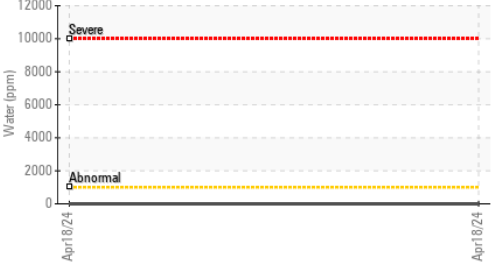


OIL ANALYSIS REPORT

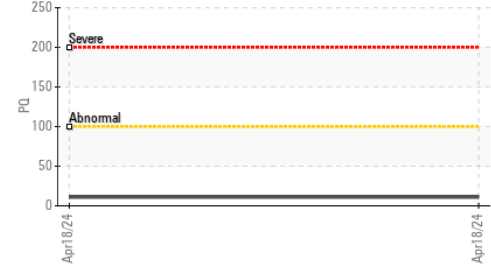
Particle Trend




Water (KF)



PQ



Water (KF)



PQ



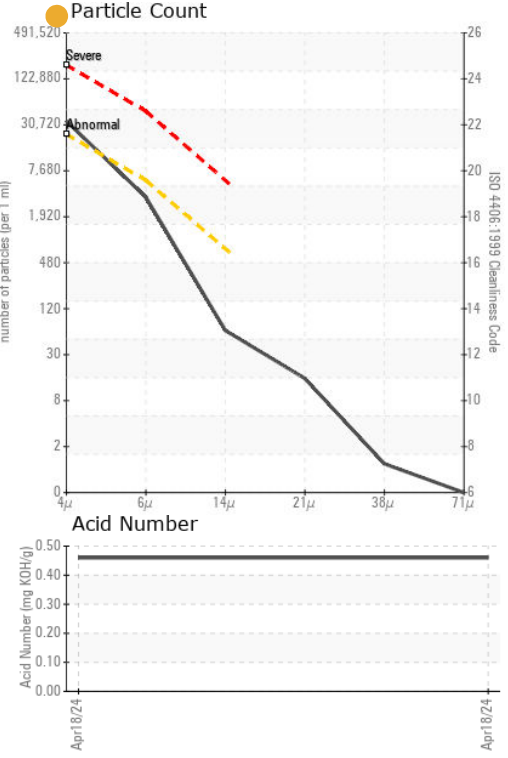
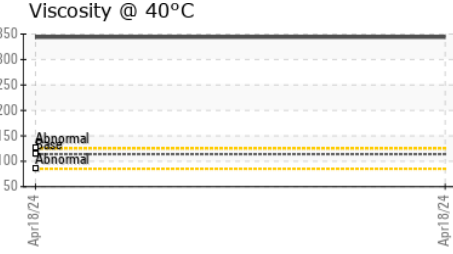
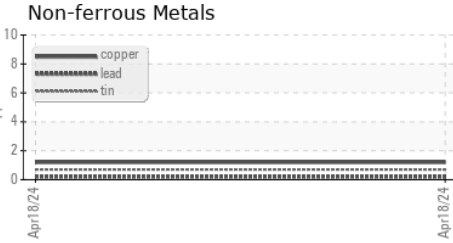
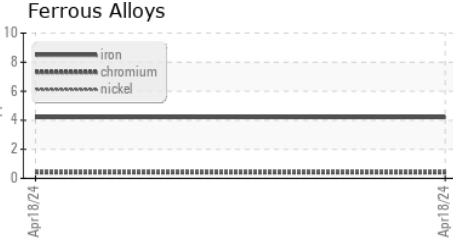
VISUAL	method	limit/base	current	history1	history2
White Metal	scalar	*Visual	NONE	NONE	---
Yellow Metal	scalar	*Visual	NONE	NONE	---
Precipitate	scalar	*Visual	NONE	NONE	---
Silt	scalar	*Visual	NONE	NONE	---
Debris	scalar	*Visual	NONE	NONE	---
Sand/Dirt	scalar	*Visual	NONE	NONE	---
Appearance	scalar	*Visual	NORML	NORML	---
Odor	scalar	*Visual	NORML	NORML	---
Emulsified Water	scalar	*Visual	>0.1	NEG	---
Free Water	scalar	*Visual		NEG	---

FLUID PROPERTIES	method	limit/base	current	history1	history2
Visc @ 40°C	cSt	ASTM D445	114	344	---

SAMPLE IMAGES	method	limit/base	current	history1	history2
---------------	--------	------------	---------	----------	----------

Color		no image	no image
Bottom		no image	no image

GRAPHS



Laboratory : WearCheck USA - 501 Madison Ave., Cary, NC 27513
Sample No. : SBP0007430
Lab Number : 06156969
Unique Number : 10992392
Test Package : PLANT
Received : 22 Apr 2024
Tested : 23 Apr 2024
Diagnosed : 25 Apr 2024 - Jonathan Hester

BECTON DICKINSON BROKEN BOW
 150 S 1ST AVE
 BROKEN BOW, NE
 US 68822
 Contact: JUSTIN HURLBURT
 Justin_W_Hurlburt@bd.com

To discuss this sample report, contact Customer Service at 1-800-237-1369.
 * - Denotes test methods that are outside of the ISO 17025 scope of accreditation.
 Statements of conformity to specifications are based on the simple acceptance decision rule (JCGM 106:2012)