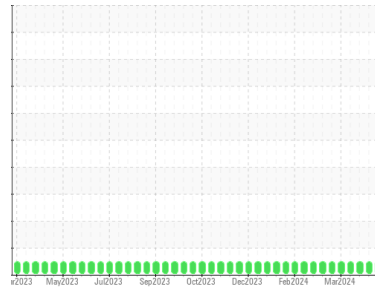




OIL ANALYSIS REPORT

Sample Rating Trend



NORMAL



Machine Id

Brown County New Oil

Component

New (Unused) Oil

Fluid

CHEVRON HDAX 9500 GAS ENGINE OIL 40 (--- GAL)

DIAGNOSIS

Recommendation

This is a baseline read-out on the submitted sample.

SAMPLE INFORMATION		method	limit/base	current	history1	history2
Sample Number	Client Info			WC0760834	WC0760871	WC0760868
Sample Date	Client Info			19 Apr 2024	12 Apr 2024	05 Apr 2024
Machine Age	hrs	Client Info		0	0	0
Oil Age	hrs	Client Info		0	0	0
Oil Changed	Client Info			Not Changed	Not Changed	Not Changed
Sample Status				NORMAL	NORMAL	NORMAL

CONTAMINATION		method	limit/base	current	history1	history2
Water	WC Method			NEG	NEG	NEG

WEAR METALS		method	limit/base	current	history1	history2
Iron	ppm	ASTM D5185m	>5	0	0	0
Chromium	ppm	ASTM D5185m	>5	0	0	0
Nickel	ppm	ASTM D5185m	>5	0	0	0
Titanium	ppm	ASTM D5185m		0	0	0
Silver	ppm	ASTM D5185m	>5	0	0	0
Aluminum	ppm	ASTM D5185m	>5	0	<1	1
Lead	ppm	ASTM D5185m	>5	0	<1	<1
Copper	ppm	ASTM D5185m	>5	0	0	<1
Tin	ppm	ASTM D5185m	>5	0	0	0
Vanadium	ppm	ASTM D5185m		0	<1	<1
Cadmium	ppm	ASTM D5185m		0	0	0

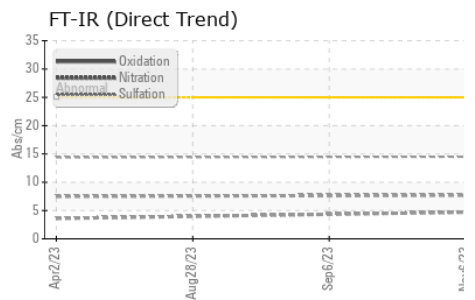
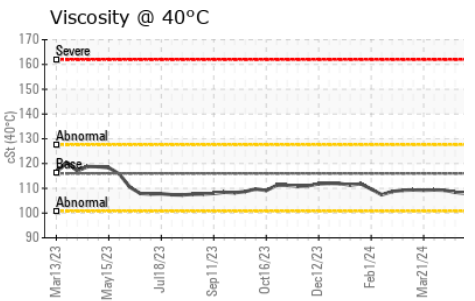
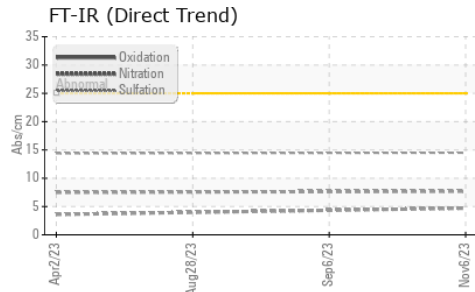
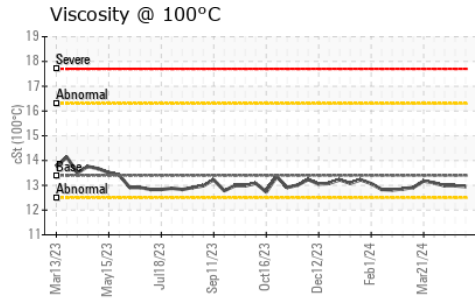
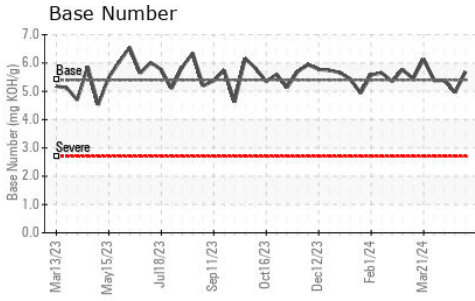
ADDITIVES		method	limit/base	current	history1	history2
Boron	ppm	ASTM D5185m		13	14	14
Barium	ppm	ASTM D5185m		0	0	0
Molybdenum	ppm	ASTM D5185m		7	7	8
Manganese	ppm	ASTM D5185m		0	0	0
Magnesium	ppm	ASTM D5185m		34	31	33
Calcium	ppm	ASTM D5185m		1766	1487	1633
Phosphorus	ppm	ASTM D5185m		309	275	308
Zinc	ppm	ASTM D5185m		379	311	333
Sulfur	ppm	ASTM D5185m		1738	1646	1827

CONTAMINANTS		method	limit/base	current	history1	history2
Silicon	ppm	ASTM D5185m	>15	4	5	5
Sodium	ppm	ASTM D5185m		0	<1	<1
Potassium	ppm	ASTM D5185m	>20	<1	3	0

FLUID DEGRADATION		method	limit/base	current	history1	history2
Acid Number (AN)	mg KOH/g	ASTM D8045	1.0	0.56	1.04	0.53
Base Number (BN)	mg KOH/g	ASTM D2896	5.4	5.69	4.96	5.38




OIL ANALYSIS REPORT



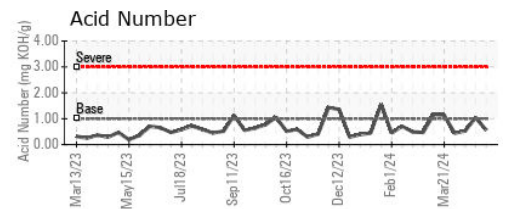
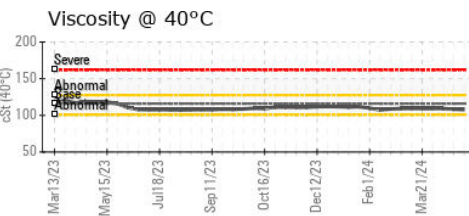
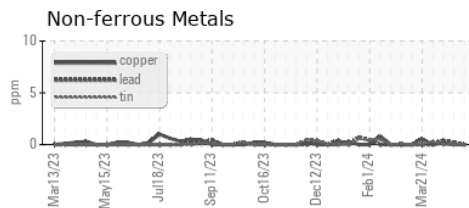
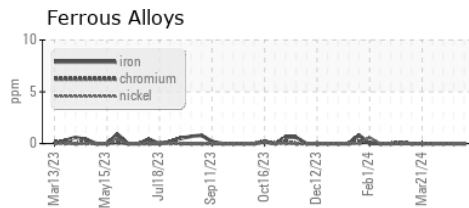
VISUAL	method	limit/base	current	history1	history2
White Metal	scalar	*Visual	NONE	NONE	NONE
Yellow Metal	scalar	*Visual	NONE	NONE	NONE
Precipitate	scalar	*Visual	NONE	NONE	NONE
Silt	scalar	*Visual	NONE	NONE	NONE
Debris	scalar	*Visual	NONE	NONE	NONE
Sand/Dirt	scalar	*Visual	NONE	NONE	NONE
Appearance	scalar	*Visual	NORML	NORML	NORML
Odor	scalar	*Visual	NORML	NORML	NORML
Emulsified Water	scalar	*Visual	NEG	NEG	NEG
Free Water	scalar	*Visual	NEG	NEG	NEG

FLUID PROPERTIES	method	limit/base	current	history1	history2
Visc @ 40°C	cSt	ASTM D445	116	107.9	108.4
Visc @ 100°C	cSt	ASTM D445	13.4	12.95	12.98
Viscosity Index (VI)	Scale	ASTM D2270	113	114	113

SAMPLE IMAGES	method	limit/base	current	history1	history2
Color					
Bottom					



GRAPHS



Certificate L2367

Laboratory : WearCheck USA - 501 Madison Ave., Cary, NC 27513
Sample No. : WC0760834
Lab Number : 06158203
Unique Number : 10993626
Test Package : MOB 2 (Additional Tests: FT-IR, ICP-NewOil, KV100, PrtCount, TBN, VI

EDL NA Recips-Brown County
 BROWN COUNTY POWER STATION, 9427 BEYERS RD
 GEORGETOWN, OH
 US 45121
 Contact: MITCHELL BUTLER
 Mitchell.Butler@edlenergy.com

To discuss this sample report, contact Customer Service at 1-800-237-1369.

* - Denotes test methods that are outside of the ISO 17025 scope of accreditation.

Statements of conformity to specifications are based on the simple acceptance decision rule (JCGM 106:2012)

T:
F: