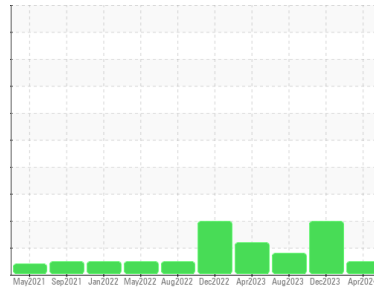


OIL ANALYSIS REPORT

Sample Rating Trend



NORMAL



Machine Id
C-4 BOTTLING
 Component
Refrigeration Compressor
 Fluid
TULCO LUBSOIL SYN REFRIGERATION 68 (18 GAL)

DIAGNOSIS

Recommendation
 Resample at the next service interval to monitor.

Wear
 All component wear rates are normal.

Contamination
 There is no indication of any contamination in the oil. The amount and size of particulates present in the system are acceptable.

Fluid Condition
 The AN level is acceptable for this fluid. The condition of the oil is suitable for further service.

SAMPLE INFORMATION		method	limit/base	current	history1	history2
Sample Number	Client Info			TO10003298	TO10002605	TO10001885
Sample Date	Client Info			17 Apr 2024	26 Dec 2023	08 Aug 2023
Machine Age	hrs	Client Info		0	0	0
Oil Age	hrs	Client Info		0	0	0
Oil Changed	Client Info			N/A	N/A	N/A
Sample Status				NORMAL	ABNORMAL	ATTENTION

WEAR METALS		method	limit/base	current	history1	history2
Iron	ppm	ASTM D5185m	>8	0	0	0
Chromium	ppm	ASTM D5185m	>2	<1	0	0
Nickel	ppm	ASTM D5185m		<1	<1	<1
Titanium	ppm	ASTM D5185m		<1	0	0
Silver	ppm	ASTM D5185m	>2	0	0	0
Aluminum	ppm	ASTM D5185m	>3	2	0	1
Lead	ppm	ASTM D5185m	>2	<1	0	0
Copper	ppm	ASTM D5185m	>8	<1	0	0
Tin	ppm	ASTM D5185m	>4	<1	<1	<1
Vanadium	ppm	ASTM D5185m		<1	0	0
Cadmium	ppm	ASTM D5185m		<1	0	0

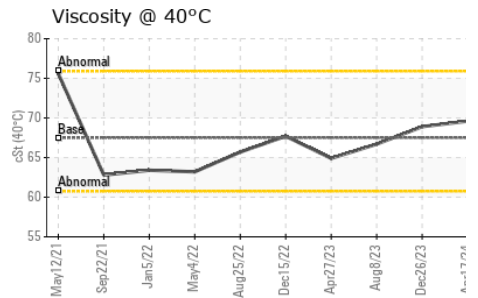
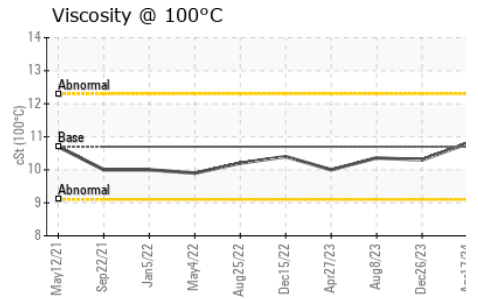
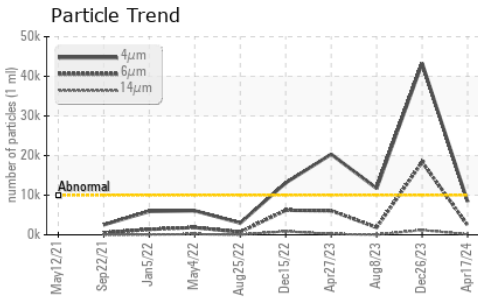
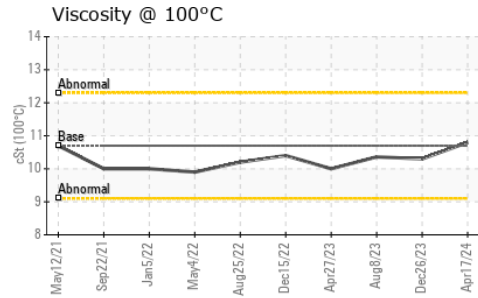
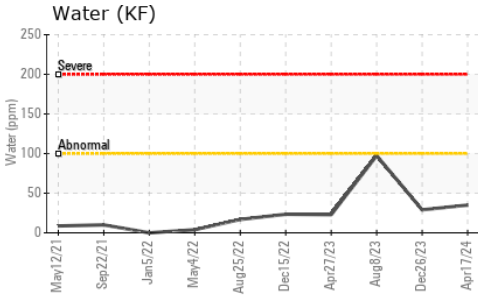
ADDITIVES		method	limit/base	current	history1	history2
Boron	ppm	ASTM D5185m		0	0	0
Barium	ppm	ASTM D5185m		0	0	0
Molybdenum	ppm	ASTM D5185m		<1	0	0
Manganese	ppm	ASTM D5185m		0	0	<1
Magnesium	ppm	ASTM D5185m		0	1	<1
Calcium	ppm	ASTM D5185m		3	0	0
Phosphorus	ppm	ASTM D5185m	10	0	1	4
Zinc	ppm	ASTM D5185m		0	0	0
Sulfur	ppm	ASTM D5185m	725	421	482	696

CONTAMINANTS		method	limit/base	current	history1	history2
Silicon	ppm	ASTM D5185m	>15	0	0	<1
Sodium	ppm	ASTM D5185m		<1	<1	<1
Potassium	ppm	ASTM D5185m	>20	<1	<1	1
Water	%	ASTM D6304	>0.01	0.003	0.003	0.009
ppm Water	ppm	ASTM D6304	>100	35	29	97.4

FLUID CLEANLINESS		method	limit/base	current	history1	history2
Particles >4µm		ASTM D7647	>10000	8369	▲ 43297	● 11706
Particles >6µm		ASTM D7647	>2500	2399	▲ 18355	1852
Particles >14µm		ASTM D7647	>320	112	▲ 1193	32
Particles >21µm		ASTM D7647	>80	17	▲ 180	1
Particles >38µm		ASTM D7647	>20	0	2	0
Particles >71µm		ASTM D7647	>4	0	0	0
Oil Cleanliness		ISO 4406 (c)	>20/18/15	20/18/14	▲ 23/21/17	● 21/18/12

FLUID DEGRADATION		method	limit/base	current	history1	history2
Acid Number (AN)	mg KOH/g	ASTM D974	0.06	0.014	0.015	0.015

OIL ANALYSIS REPORT



VISUAL	method	limit/base	current	history1	history2
White Metal	scalar	*Visual	NONE	NONE	NONE
Yellow Metal	scalar	*Visual	NONE	NONE	NONE
Precipitate	scalar	*Visual	NONE	NONE	NONE
Silt	scalar	*Visual	NONE	NONE	NONE
Debris	scalar	*Visual	NONE	NONE	NONE
Sand/Dirt	scalar	*Visual	NONE	NONE	NONE
Appearance	scalar	*Visual	NORML	NORML	NORML
Odor	scalar	*Visual	NORML	NORML	NORML
Emulsified Water	scalar	*Visual	>0.01	NEG	NEG
Free Water	scalar	*Visual		NEG	NEG

FLUID PROPERTIES	method	limit/base	current	history1	history2	
Visc @ 40°C	cSt	ASTM D445	67.5	69.6	68.9	66.7
Visc @ 100°C	cSt	ASTM D445	10.7	10.8	10.3	10.36
Viscosity Index (VI)	Scale	ASTM D2270	147	144	135	142

SAMPLE IMAGES	method	limit/base	current	history1	history2
Color					
Bottom					

GRAPHS	



Laboratory : WearCheck USA - 501 Madison Ave., Cary, NC 27513
Sample No. : TO10003298 **Received** : 24 Apr 2024
Lab Number : **06159210** **Tested** : 25 Apr 2024
Unique Number : 10994633 **Diagnosed** : 26 Apr 2024 - Jonathan Hester
Test Package : IND 2 (Additional Tests: KV100, PrtCount, VI)

PEPSI BOTTLING GROUP
 510 W SKELLY DR
 TULSA, OK
 US 74107
 Contact: Service Manager

To discuss this sample report, contact Customer Service at 1-800-237-1369.
 * - Denotes test methods that are outside of the ISO 17025 scope of accreditation.
 Statements of conformity to specifications are based on the simple acceptance decision rule (JCGM 106:2012)