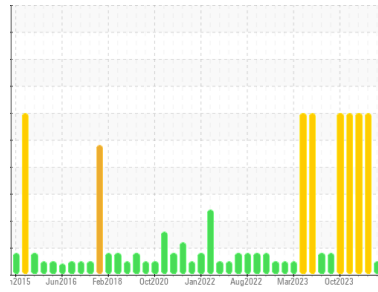




OIL ANALYSIS REPORT

Sample Rating Trend



NORMAL



Area

BLEACH O2

Machine Id

BX025 PRE02 PRESS NE (S/N 0661-03-02-040-040-090)

Component

Bearing

Fluid

{not provided} (4 GAL)

DIAGNOSIS

Recommendation

Resample at the next service interval to monitor.

Wear

All component wear rates are normal.

Contamination

There is no indication of any contamination in the oil.

Fluid Condition

The AN level is acceptable for this fluid. The condition of the oil is suitable for further service.

SAMPLE INFORMATION

	method	limit/base	current	history1	history2
Sample Number	Client Info		WC0920562	WC0851739	WC0851746
Sample Date	Client Info		22 Apr 2024	25 Jan 2024	18 Dec 2023
Machine Age	mls	Client Info	0	0	0
Oil Age	mls	Client Info	0	0	0
Oil Changed	Client Info		N/A	N/A	N/A
Sample Status			NORMAL	SEVERE	SEVERE

WEAR METALS

	method	limit/base	current	history1	history2
Iron	ppm	ASTM D5185m >20	37	▲ 229	▲ 189
Chromium	ppm	ASTM D5185m >20	<1	4	3
Nickel	ppm	ASTM D5185m >20	<1	1	1
Titanium	ppm	ASTM D5185m	<1	<1	0
Silver	ppm	ASTM D5185m	0	0	0
Aluminum	ppm	ASTM D5185m >20	2	<1	<1
Lead	ppm	ASTM D5185m >20	<1	0	0
Copper	ppm	ASTM D5185m >20	<1	4	2
Tin	ppm	ASTM D5185m >20	<1	<1	<1
Vanadium	ppm	ASTM D5185m	<1	<1	0
Cadmium	ppm	ASTM D5185m	<1	<1	0

ADDITIVES

	method	limit/base	current	history1	history2
Boron	ppm	ASTM D5185m	0	0	0
Barium	ppm	ASTM D5185m	0	0	0
Molybdenum	ppm	ASTM D5185m	<1	<1	0
Manganese	ppm	ASTM D5185m	2	2	2
Magnesium	ppm	ASTM D5185m	<1	0	2
Calcium	ppm	ASTM D5185m	6	0	2
Phosphorus	ppm	ASTM D5185m	533	438	518
Zinc	ppm	ASTM D5185m	7	0	<1
Sulfur	ppm	ASTM D5185m	15580	12976	15941

CONTAMINANTS

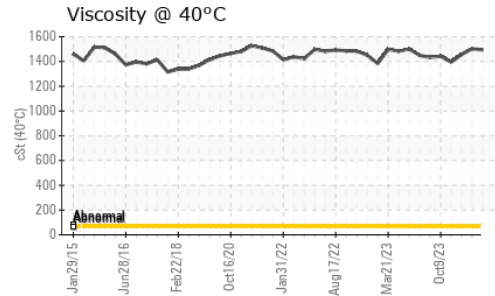
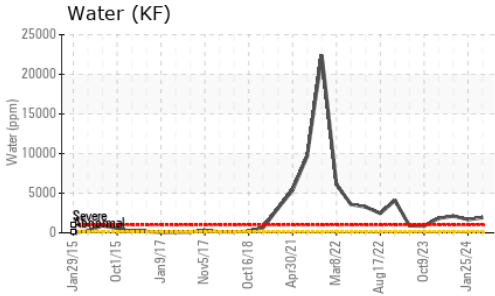
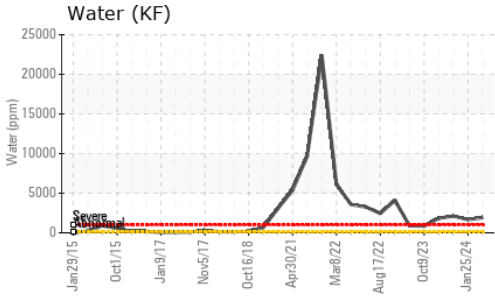
	method	limit/base	current	history1	history2
Silicon	ppm	ASTM D5185m >15	9	6	9
Sodium	ppm	ASTM D5185m	3	9	6
Potassium	ppm	ASTM D5185m >20	<1	2	2
Water	%	ASTM D6304 >2	0.192	0.167	0.212
ppm Water	ppm	ASTM D6304	1920	1670	2120

FLUID DEGRADATION

	method	limit/base	current	history1	history2
Acid Number (AN)	mg KOH/g	ASTM D8045	1.13	0.78	0.72




OIL ANALYSIS REPORT



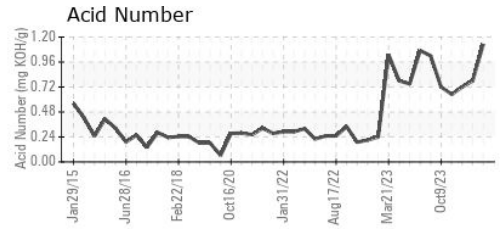
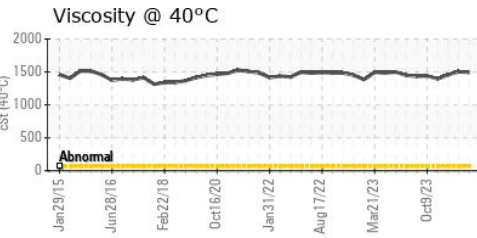
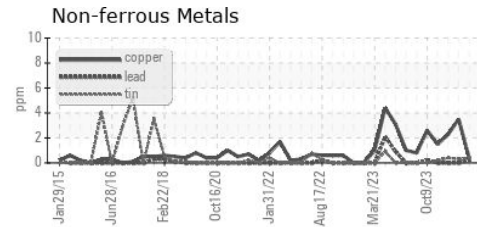
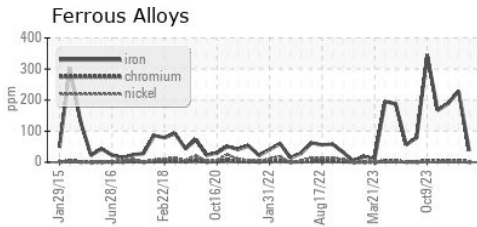
VISUAL	method	limit/base	current	history1	history2
White Metal	scalar	*Visual	NONE	NONE	LIGHT
Yellow Metal	scalar	*Visual	NONE	NONE	NONE
Precipitate	scalar	*Visual	NONE	NONE	NONE
Silt	scalar	*Visual	NONE	NONE	NONE
Debris	scalar	*Visual	NONE	NONE	NONE
Sand/Dirt	scalar	*Visual	NONE	NONE	NONE
Appearance	scalar	*Visual	NORML	NORML	NORML
Odor	scalar	*Visual	NORML	NORML	NORML
Emulsified Water	scalar	*Visual	>2	0.2%	0.2%
Free Water	scalar	*Visual		NEG	NEG

FLUID PROPERTIES	method	limit/base	current	history1	history2
Visc @ 40°C	cSt	ASTM D445	1494	1503	1457

SAMPLE IMAGES	method	limit/base	current	history1	history2
---------------	--------	------------	---------	----------	----------



GRAPHS



Certificate L2367

Laboratory : WearCheck USA - 501 Madison Ave., Cary, NC 27513
Sample No. : WC0920562 **Received** : 24 Apr 2024
Lab Number : 06159267 **Tested** : 25 Apr 2024
Unique Number : 10994690 **Diagnosed** : 26 Apr 2024 - Jonathan Hester
Test Package : IND 2 (Additional Tests: KF)

INTERNATIONAL PAPER
 865 JOHN L REGEL RD
 RIEGELWOOD, NC
 US 28456
 Contact: Zach Lizana
 zachary.lizana@ipaper.com
 T: (910)362-4775
 F:

To discuss this sample report, contact Customer Service at 1-800-237-1369.

* - Denotes test methods that are outside of the ISO 17025 scope of accreditation.

Statements of conformity to specifications are based on the simple acceptance decision rule (JCGM 106:2012)