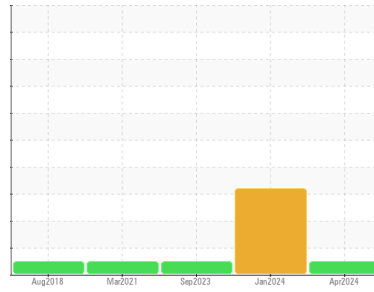




OIL ANALYSIS REPORT

Area
KAESER S-460 [9198]
 Machine ID
KAESER 1003 - SUPERIOR GRAPHITE CO
 Component
Compressor

Sample Rating Trend



NORMAL



DIAGNOSIS

- Recommendation**
Resample at the next service interval to monitor.
- Wear**
All component wear rates are normal.
- Contamination**
There is no indication of any contamination in the oil.
- Fluid Condition**
The AN level is acceptable for this fluid. The condition of the oil is suitable for further service.

SAMPLE INFORMATION

	method	limit/base	current	history1	history2
Sample Number	Client Info		UDI06160509	UCH06076989	UCH05982466
Sample Date	Client Info		04 Apr 2024	16 Jan 2024	20 Sep 2023
Machine Age	hrs	Client Info	67056	53425	53210
Oil Age	hrs	Client Info	307	0	203
Oil Changed	Client Info		Changed	Not Changd	Not Changd
Sample Status			NORMAL	ATTENTION	NORMAL

CONTAMINATION

	method	limit/base	current	history1	history2
Water	WC Method	>0.05	NEG	NEG	NEG

WEAR METALS

	method	limit/base	current	history1	history2
Iron	ppm	ASTM D5185m >50	2	26	2
Chromium	ppm	ASTM D5185m >10	<1	0	0
Nickel	ppm	ASTM D5185m >3	<1	<1	0
Titanium	ppm	ASTM D5185m >3	<1	0	0
Silver	ppm	ASTM D5185m >2	0	0	0
Aluminum	ppm	ASTM D5185m >10	6	16	6
Lead	ppm	ASTM D5185m >10	<1	0	0
Copper	ppm	ASTM D5185m >50	2	3	4
Tin	ppm	ASTM D5185m >10	<1	<1	0
Antimony	ppm	ASTM D5185m	---	---	---
Vanadium	ppm	ASTM D5185m	<1	0	0
Cadmium	ppm	ASTM D5185m	<1	0	0

ADDITIVES

	method	limit/base	current	history1	history2
Boron	ppm	ASTM D5185m	0	0	0
Barium	ppm	ASTM D5185m 90	0	38	0
Molybdenum	ppm	ASTM D5185m	<1	0	0
Manganese	ppm	ASTM D5185m	1	<1	<1
Magnesium	ppm	ASTM D5185m 90	13	9	14
Calcium	ppm	ASTM D5185m 2	0	3	0
Phosphorus	ppm	ASTM D5185m	1	3	4
Zinc	ppm	ASTM D5185m	6	8	2
Sulfur	ppm	ASTM D5185m	23515	16712	18002

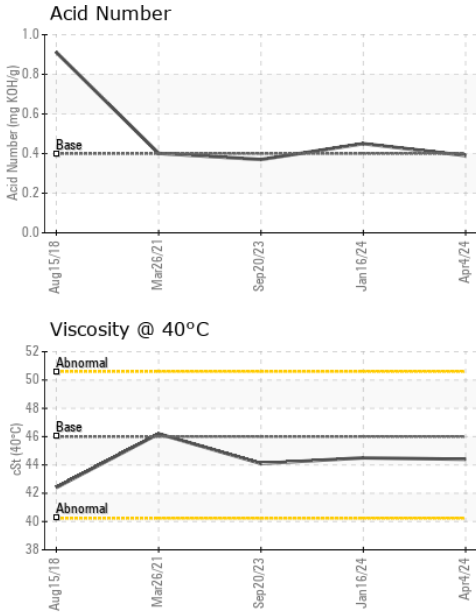
CONTAMINANTS

	method	limit/base	current	history1	history2
Silicon	ppm	ASTM D5185m >25	<1	1	0
Sodium	ppm	ASTM D5185m	1	1	<1
Potassium	ppm	ASTM D5185m >20	<1	<1	0

FLUID DEGRADATION

	method	limit/base	current	history1	history2
Acid Number (AN)	mg KOH/g	ASTM D8045 0.4	0.39	0.45	0.37


OIL ANALYSIS REPORT



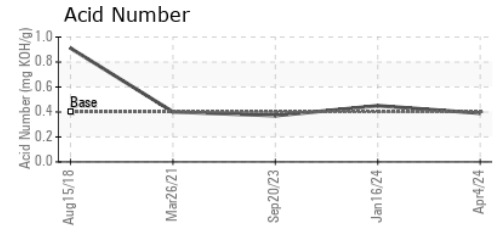
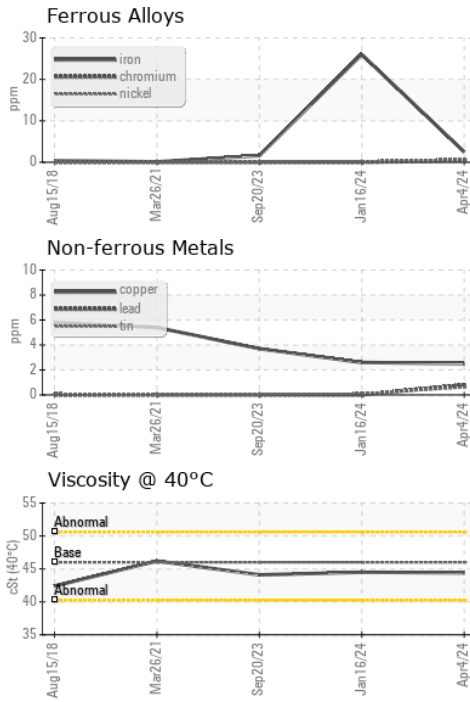
VISUAL	method	limit/base	current	history1	history2
White Metal	scalar	*Visual	NONE	NONE	NONE
Yellow Metal	scalar	*Visual	NONE	NONE	NONE
Precipitate	scalar	*Visual	NONE	NONE	NONE
Silt	scalar	*Visual	NONE	HEAVY	NONE
Debris	scalar	*Visual	NONE	NONE	LIGHT
Sand/Dirt	scalar	*Visual	NONE	NONE	NONE
Appearance	scalar	*Visual	NORML	NORML	NORML
Odor	scalar	*Visual	NORML	NORML	NORML
Emulsified Water	scalar	*Visual	>0.05	NEG	0.2%
Free Water	scalar	*Visual		NEG	NEG

FLUID PROPERTIES	method	limit/base	current	history1	history2
Visc @ 40°C	cSt	ASTM D445	46	44.4	44.5

SAMPLE IMAGES	method	limit/base	current	history1	history2
---------------	--------	------------	---------	----------	----------



GRAPHS



Laboratory : WearCheck USA - 501 Madison Ave., Cary, NC 27513
Sample No. : UDI06160509
Lab Number : 06160509
Unique Number : 10995932
Test Package : IND 2

Received : 25 Apr 2024
Tested : 26 Apr 2024
Diagnosed : 26 Apr 2024 - Sean Felton

DELTA INDUSTRIES - DOWNERS GROVE
 2201 CURTISS STREET
 DOWNERS GROVE, IL
 US 60515
 Contact: MICHAEL FERRIS

To discuss this sample report, contact Customer Service at 1-800-237-1369.

* - Denotes test methods that are outside of the ISO 17025 scope of accreditation.

Statements of conformity to specifications are based on the simple acceptance decision rule (JCGM 106:2012)

T:
 F: (630)960-3931