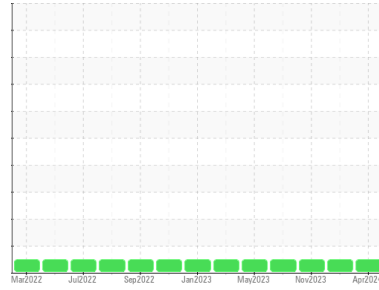




OIL ANALYSIS REPORT

Sample Rating Trend



NORMAL



Machine Id
SB HPS SITE 1 HP PUMP A
 Component
Pump
 Fluid
ROYAL PURPLE SYNFILM GT 46 (--- QTS)

DIAGNOSIS

Recommendation

Resample at the next service interval to monitor.

Wear

All component wear rates are normal.

Contamination

The amount and size of particulates present in the system are acceptable. There is no indication of any contamination in the oil.

Fluid Condition

The AN level is acceptable for this fluid. The condition of the oil is suitable for further service.

SAMPLE INFORMATION		method	limit/base	current	history1	history2
Sample Number	Client Info			WC0837923	WC0837891	WC0837905
Sample Date	Client Info			25 Apr 2024	01 Jan 2024	17 Nov 2023
Machine Age	hrs	Client Info		0	0	0
Oil Age	hrs	Client Info		0	0	0
Oil Changed	Client Info			N/A	N/A	N/A
Sample Status				NORMAL	NORMAL	NORMAL

CONTAMINATION		method	limit/base	current	history1	history2
Water	WC Method		>.1	NEG	NEG	NEG

WEAR METALS		method	limit/base	current	history1	history2
Iron	ppm	ASTM D5185m	>90	0	0	0
Chromium	ppm	ASTM D5185m	>5	0	0	0
Nickel	ppm	ASTM D5185m	>5	0	0	<1
Titanium	ppm	ASTM D5185m	>3	0	<1	0
Silver	ppm	ASTM D5185m	>3	0	0	0
Aluminum	ppm	ASTM D5185m	>7	0	0	<1
Lead	ppm	ASTM D5185m	>12	0	0	0
Copper	ppm	ASTM D5185m	>30	0	<1	0
Tin	ppm	ASTM D5185m	>9	0	0	0
Vanadium	ppm	ASTM D5185m		0	0	0
Cadmium	ppm	ASTM D5185m		0	0	0

ADDITIVES		method	limit/base	current	history1	history2
Boron	ppm	ASTM D5185m	0	0	0	0
Barium	ppm	ASTM D5185m	0	0	0	0
Molybdenum	ppm	ASTM D5185m	0	0	0	0
Manganese	ppm	ASTM D5185m		0	0	0
Magnesium	ppm	ASTM D5185m	95	49	47	54
Calcium	ppm	ASTM D5185m	0	0	0	3
Phosphorus	ppm	ASTM D5185m	0	0	12	17
Zinc	ppm	ASTM D5185m	0	0	0	0
Sulfur	ppm	ASTM D5185m	15000	19549	16819	17056

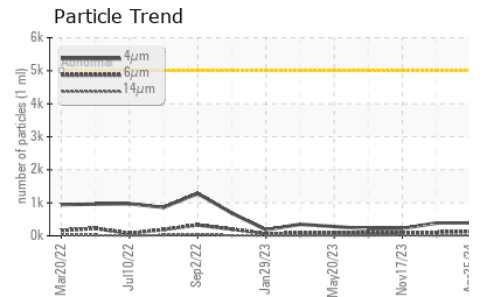
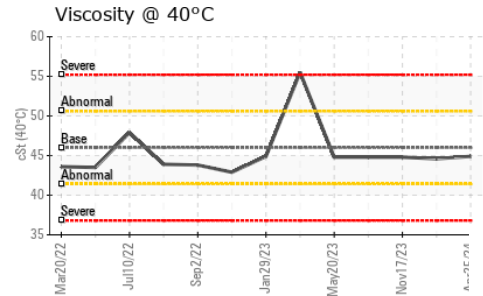
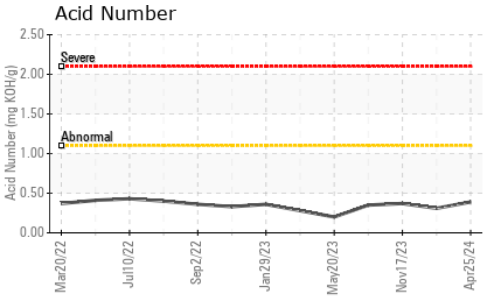
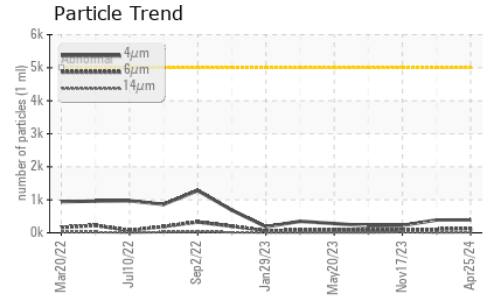
CONTAMINANTS		method	limit/base	current	history1	history2
Silicon	ppm	ASTM D5185m	>60	11	9	10
Sodium	ppm	ASTM D5185m		1	<1	1
Potassium	ppm	ASTM D5185m	>20	0	0	<1

FLUID CLEANLINESS		method	limit/base	current	history1	history2
Particles >4µm		ASTM D7647	>5000	389	388	225
Particles >6µm		ASTM D7647	>1300	125	105	98
Particles >14µm		ASTM D7647	>160	14	9	19
Particles >21µm		ASTM D7647	>40	4	2	7
Particles >38µm		ASTM D7647	>10	1	0	0
Particles >71µm		ASTM D7647	>3	0	0	0
Oil Cleanliness		ISO 4406 (c)	>19/17/14	16/14/11	16/14/10	15/14/11

FLUID DEGRADATION		method	limit/base	current	history1	history2
Acid Number (AN)	mg KOH/g	ASTM D8045		0.39	0.309	0.37



OIL ANALYSIS REPORT

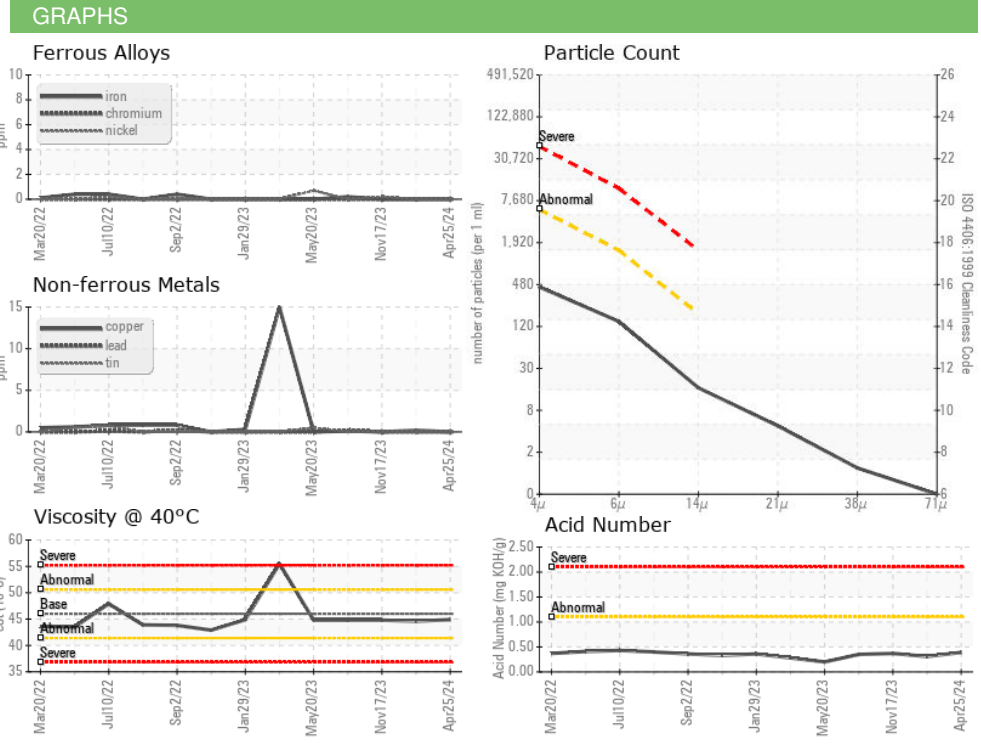


VISUAL	method	limit/base	current	history1	history2
White Metal	scalar	*Visual	NONE	NONE	NONE
Yellow Metal	scalar	*Visual	NONE	NONE	NONE
Precipitate	scalar	*Visual	NONE	NONE	NONE
Silt	scalar	*Visual	NONE	NONE	NONE
Debris	scalar	*Visual	NONE	NONE	NONE
Sand/Dirt	scalar	*Visual	NONE	NONE	NONE
Appearance	scalar	*Visual	NORML	NORML	NORML
Odor	scalar	*Visual	NORML	NORML	NORML
Emulsified Water	scalar	*Visual	>.1	NEG	NEG
Free Water	scalar	*Visual		NEG	NEG

FLUID PROPERTIES	method	limit/base	current	history1	history2
Visc @ 40°C	cSt	ASTM D445	46.0	44.6	44.8

SAMPLE IMAGES

method	limit/base	current	history1	history2
Color				
Bottom				



Laboratory : WearCheck USA - 501 Madison Ave., Cary, NC 27513
Sample No. : WC0837923
Lab Number : 06161413
Unique Number : 10996836
Test Package : IND 2 (Additional Tests: PrtCount)

HILCORP ENERGY - VANDERBILT
 1421 MOBIL OIL ROAD
 VANDERBILT, TX
 US 77991

To discuss this sample report, contact Customer Service at 1-800-237-1369.
 * - Denotes test methods that are outside of the ISO 17025 scope of accreditation.
 Statements of conformity to specifications are based on the simple acceptance decision rule (JCGM 106:2012)