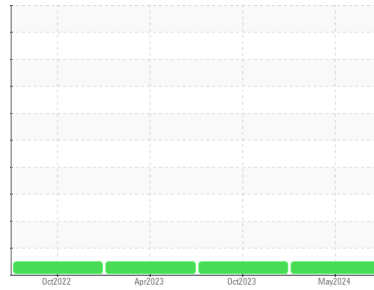




OIL ANALYSIS REPORT

Sample Rating Trend



NORMAL



Area

AREA 2 EXTRUSION

Machine Id

N6-A EXTRUDER GEARBOX

Component

Gearbox

Fluid

PETRO CANADA ENDURATEX EP 150 (33 GAL)

DIAGNOSIS

Recommendation

Resample at the next service interval to monitor.

Wear

All component wear rates are normal.

Contamination

There is no indication of any contamination in the oil.

Fluid Condition

The AN level is acceptable for this fluid. The condition of the oil is suitable for further service.

SAMPLE INFORMATION

	method	limit/base	current	history1	history2
Sample Number	Client Info		KFS0005098	KFS0004187	WC0762598
Sample Date	Client Info		06 May 2024	12 Oct 2023	12 Apr 2023
Machine Age	mths	Client Info	0	0	0
Oil Age	mths	Client Info	6	0	60
Oil Changed	Client Info		Filtered	Filtered	Filtered
Sample Status			NORMAL	NORMAL	NORMAL

CONTAMINATION

	method	limit/base	current	history1	history2
Water	WC Method	>0.2	NEG	NEG	NEG

WEAR METALS

	method	limit/base	current	history1	history2
Iron	ppm	ASTM D5185m >200	28	21	17
Chromium	ppm	ASTM D5185m >15	<1	0	0
Nickel	ppm	ASTM D5185m >15	<1	0	0
Titanium	ppm	ASTM D5185m	<1	0	0
Silver	ppm	ASTM D5185m	0	0	0
Aluminum	ppm	ASTM D5185m >25	<1	0	0
Lead	ppm	ASTM D5185m >100	<1	0	0
Copper	ppm	ASTM D5185m >200	2	1	<1
Tin	ppm	ASTM D5185m >25	<1	0	0
Vanadium	ppm	ASTM D5185m	<1	0	0
Cadmium	ppm	ASTM D5185m	<1	0	0

ADDITIVES

	method	limit/base	current	history1	history2
Boron	ppm	ASTM D5185m 55	50	51	59
Barium	ppm	ASTM D5185m 0	0	0	0
Molybdenum	ppm	ASTM D5185m 0	<1	0	<1
Manganese	ppm	ASTM D5185m 0	<1	<1	<1
Magnesium	ppm	ASTM D5185m 2	<1	0	2
Calcium	ppm	ASTM D5185m 6	0	0	2
Phosphorus	ppm	ASTM D5185m 250	241	213	267
Zinc	ppm	ASTM D5185m 3	0	0	2
Sulfur	ppm	ASTM D5185m 7500	7614	6003	7418

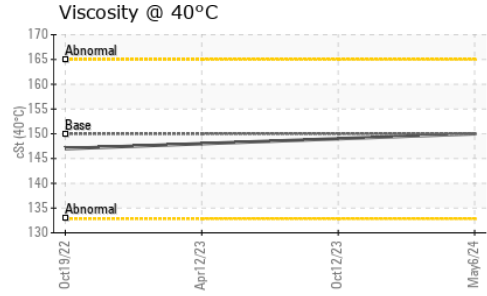
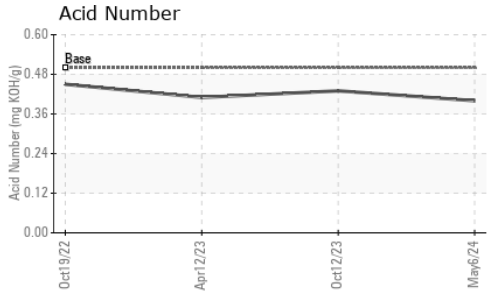
CONTAMINANTS

	method	limit/base	current	history1	history2
Silicon	ppm	ASTM D5185m >50	2	0	2
Sodium	ppm	ASTM D5185m	0	<1	0
Potassium	ppm	ASTM D5185m >20	2	0	<1

FLUID DEGRADATION

	method	limit/base	current	history1	history2
Acid Number (AN)	mg KOH/g	ASTM D8045 0.5	0.40	0.43	0.41


OIL ANALYSIS REPORT



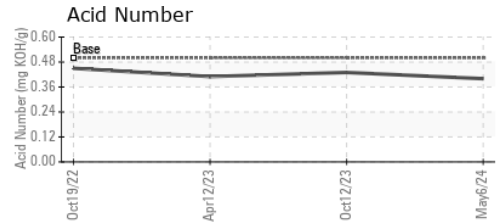
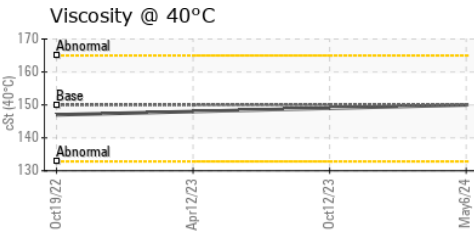
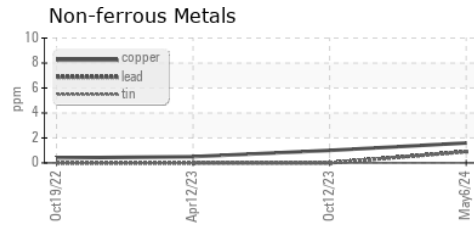
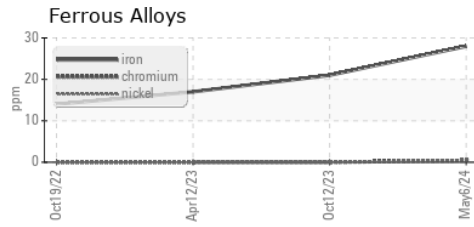
VISUAL	method	limit/base	current	history1	history2
White Metal	scalar	*Visual	NONE	NONE	NONE
Yellow Metal	scalar	*Visual	NONE	NONE	NONE
Precipitate	scalar	*Visual	NONE	NONE	NONE
Silt	scalar	*Visual	NONE	NONE	NONE
Debris	scalar	*Visual	NONE	NONE	LIGHT
Sand/Dirt	scalar	*Visual	NONE	NONE	NONE
Appearance	scalar	*Visual	NORML	NORML	NORML
Odor	scalar	*Visual	NORML	NORML	NORML
Emulsified Water	scalar	*Visual	>0.2	NEG	NEG
Free Water	scalar	*Visual		NEG	NEG

FLUID PROPERTIES	method	limit/base	current	history1	history2
Visc @ 40°C	cSt	ASTM D445	150.0	149	148

SAMPLE IMAGES	method	limit/base	current	history1	history2
---------------	--------	------------	---------	----------	----------



GRAPHS



Laboratory : WearCheck USA - 501 Madison Ave., Cary, NC 27513
Sample No. : KFS0005098 **Received** : 09 May 2024
Lab Number : 06173998 **Tested** : 10 May 2024
Unique Number : 11020051 **Diagnosed** : 10 May 2024 - Wes Davis
Test Package : IND 2

Berry Global Inc. - Nashville
 463 Harding Industrial Drive
 Nashville, TN
 US 37211
 Contact: Mike Kraay
 mikekraay@berryglobal.com
 T: (615)833-1572
 F:

To discuss this sample report, contact Customer Service at 1-800-237-1369.
 * - Denotes test methods that are outside of the ISO 17025 scope of accreditation.
 Statements of conformity to specifications are based on the simple acceptance decision rule (JCGM 106:2012)