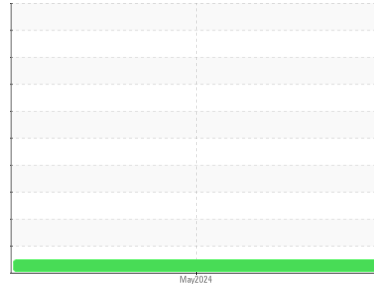




OIL ANALYSIS REPORT

Sample Rating Trend



NORMAL



Machine Id
CAPTIS ENERGY ENG 3 (S/N 1251399)
 Component
Gearbox
 Fluid
Q8 GALILEI 320 (--- GAL)

DIAGNOSIS

Recommendation

Resample at the next service interval to monitor.

Wear

All component wear rates are normal.

Contamination

There is no indication of any contamination in the component.

Fluid Condition

The AN level is acceptable for this fluid. The condition of the oil is suitable for further service.

| SAMPLE INFORMATION | | method | limit/base | current | history1 | history2 |
|--------------------|-------------|-------------|------------|--------------------|----------|----------|
| Sample Number | Client Info | | | WC0914307 | --- | --- |
| Sample Date | Client Info | | | 03 May 2024 | --- | --- |
| Machine Age | hrs | Client Info | | 24454 | --- | --- |
| Oil Age | hrs | Client Info | | 4241 | --- | --- |
| Oil Changed | Client Info | | | Changed | --- | --- |
| Sample Status | | | | NORMAL | --- | --- |

| CONTAMINATION | | method | limit/base | current | history1 | history2 |
|---------------|-----------|--------|------------|------------|----------|----------|
| Water | WC Method | | >0.2 | NEG | --- | --- |

| WEAR METALS | | method | limit/base | current | history1 | history2 |
|-------------|-----|-------------|------------|--------------|----------|----------|
| Iron | ppm | ASTM D5185m | >200 | 23 | --- | --- |
| Chromium | ppm | ASTM D5185m | >15 | <1 | --- | --- |
| Nickel | ppm | ASTM D5185m | >15 | <1 | --- | --- |
| Titanium | ppm | ASTM D5185m | | <1 | --- | --- |
| Silver | ppm | ASTM D5185m | | 0 | --- | --- |
| Aluminum | ppm | ASTM D5185m | >25 | <1 | --- | --- |
| Lead | ppm | ASTM D5185m | >100 | 2 | --- | --- |
| Copper | ppm | ASTM D5185m | >200 | 1 | --- | --- |
| Tin | ppm | ASTM D5185m | >25 | 1 | --- | --- |
| Vanadium | ppm | ASTM D5185m | | <1 | --- | --- |
| Cadmium | ppm | ASTM D5185m | | <1 | --- | --- |

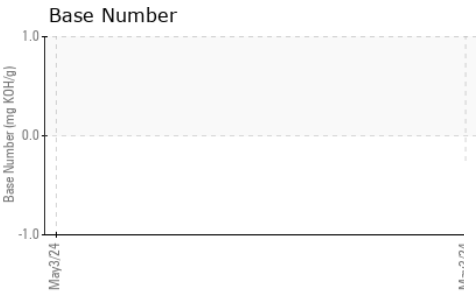


| ADDITIVES | | method | limit/base | current | history1 | history2 |
|------------|-----|-------------|------------|--------------|----------|----------|
| Boron | ppm | ASTM D5185m | | 31 | --- | --- |
| Barium | ppm | ASTM D5185m | | 0 | --- | --- |
| Molybdenum | ppm | ASTM D5185m | | 1 | --- | --- |
| Manganese | ppm | ASTM D5185m | | <1 | --- | --- |
| Magnesium | ppm | ASTM D5185m | | <1 | --- | --- |
| Calcium | ppm | ASTM D5185m | | 0 | --- | --- |
| Phosphorus | ppm | ASTM D5185m | | 408 | --- | --- |
| Zinc | ppm | ASTM D5185m | | 30 | --- | --- |
| Sulfur | ppm | ASTM D5185m | | 8300 | --- | --- |

| CONTAMINANTS | | method | limit/base | current | history1 | history2 |
|--------------|-----|-------------|------------|----------|----------|----------|
| Silicon | ppm | ASTM D5185m | >50 | 4 | --- | --- |
| Sodium | ppm | ASTM D5185m | | 0 | --- | --- |
| Potassium | ppm | ASTM D5185m | >20 | 2 | --- | --- |

| FLUID DEGRADATION | | method | limit/base | current | history1 | history2 |
|-------------------|----------|------------|------------|-------------|----------|----------|
| Acid Number (AN) | mg KOH/g | ASTM D8045 | | 1.29 | --- | --- |



OIL ANALYSIS REPORT



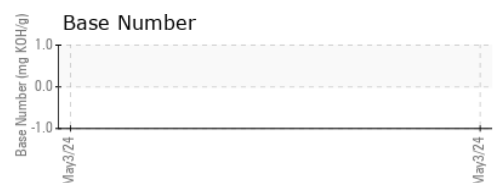
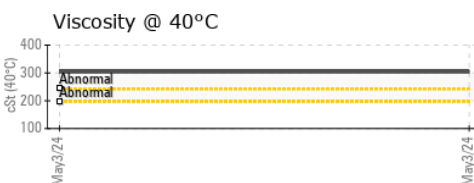
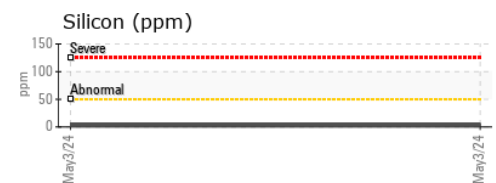
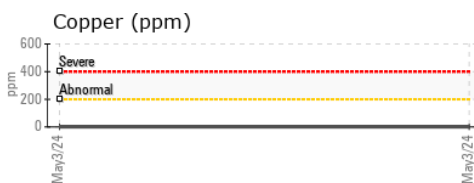
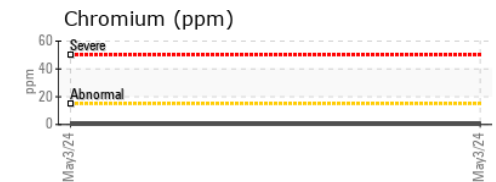

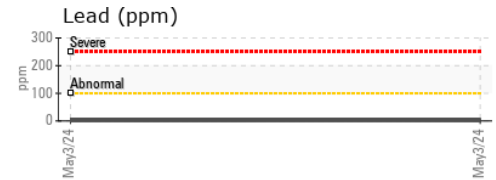
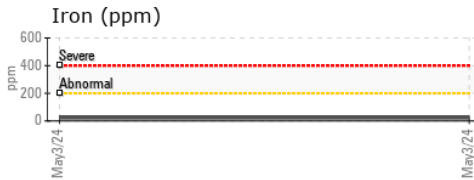
| VISUAL | method | limit/base | current | history1 | history2 | |
|------------------|--------|------------|---------|----------|----------|-----|
| White Metal | scalar | *Visual | NONE | NONE | --- | --- |
| Yellow Metal | scalar | *Visual | NONE | NONE | --- | --- |
| Precipitate | scalar | *Visual | NONE | NONE | --- | --- |
| Silt | scalar | *Visual | NONE | NONE | --- | --- |
| Debris | scalar | *Visual | NONE | NONE | --- | --- |
| Sand/Dirt | scalar | *Visual | NONE | NONE | --- | --- |
| Appearance | scalar | *Visual | NORML | NORML | --- | --- |
| Odor | scalar | *Visual | NORML | NORML | --- | --- |
| Emulsified Water | scalar | *Visual | >0.2 | NEG | --- | --- |
| Free Water | scalar | *Visual | | NEG | --- | --- |

| FLUID PROPERTIES | method | limit/base | current | history1 | history2 |
|------------------|--------|------------|---------|----------|----------|
| Visc @ 40°C | cSt | ASTM D445 | 304 | --- | --- |

| SAMPLE IMAGES | method | limit/base | current | history1 | history2 |
|---------------|--------|------------|---------|----------|----------|
|---------------|--------|------------|---------|----------|----------|

| | | | | | | |
|--------|--|--|--|----------|----------|----------|
| Color | | | | no image | no image | no image |
| Bottom | | | | no image | no image | no image |

GRAPHS



Certificate L2367

Laboratory : WearCheck USA - 501 Madison Ave., Cary, NC 27513

Sample No. : WC0914307

Lab Number : 06174013

Unique Number : 11020066

Test Package : MOB 2 (Additional Tests: TBN)

Received : 09 May 2024

Tested : 12 May 2024

Diagnosed : 12 May 2024 - Don Baldrige

CUBE DISTRICT ENERGY

1000 WINDWARD CONCOURSE SUITE 150

ALPHARETTA, GA

US 30005

Contact: ED LEWIS

ed.lewis@cubedistrictenergy.com

To discuss this sample report, contact Customer Service at 1-800-237-1369.

* - Denotes test methods that are outside of the ISO 17025 scope of accreditation.

Statements of conformity to specifications are based on the simple acceptance decision rule (JCGM 106:2012)

T:

F: