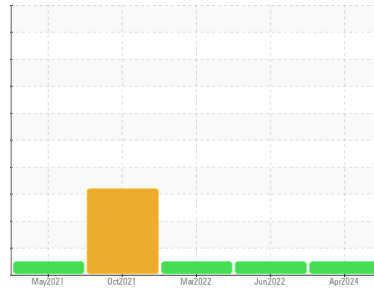


OIL ANALYSIS REPORT

Area
PALEXTRA 44
Machine Id
20KE001584 - WALSH CUSTOM SURFACES
Component
Compressor

Sample Rating Trend



NORMAL



DIAGNOSIS

Recommendation

Resample at the next service interval to monitor.

Wear

All component wear rates are normal.

Contamination

There is no indication of any contamination in the oil.

Fluid Condition

The AN level is acceptable for this fluid. The condition of the oil is suitable for further service.

SAMPLE INFORMATION

| | method | limit/base | current | history1 | history2 |
|---------------|-------------|-------------|--------------------|-------------|-------------|
| Sample Number | Client Info | | UCS06177337 | UCS05570114 | UCS05502544 |
| Sample Date | Client Info | | 30 Apr 2024 | 08 Jun 2022 | 17 Mar 2022 |
| Machine Age | hrs | Client Info | 7909 | 3575 | 2896 |
| Oil Age | hrs | Client Info | 900 | 3575 | 2896 |
| Oil Changed | Client Info | | Not Changed | Changed | Not Changed |
| Sample Status | | | NORMAL | NORMAL | NORMAL |

CONTAMINATION

| | method | limit/base | current | history1 | history2 |
|-------|-----------|------------|------------|----------|----------|
| Water | WC Method | >0.1 | NEG | NEG | NEG |

WEAR METALS

| | method | limit/base | current | history1 | history2 |
|----------|--------|-----------------|--------------|----------|----------|
| Iron | ppm | ASTM D5185m >50 | 0 | <1 | 0 |
| Chromium | ppm | ASTM D5185m >10 | <1 | 0 | 0 |
| Nickel | ppm | ASTM D5185m | 0 | 0 | 2 |
| Titanium | ppm | ASTM D5185m | <1 | 0 | 0 |
| Silver | ppm | ASTM D5185m | 0 | 0 | 0 |
| Aluminum | ppm | ASTM D5185m >25 | 2 | <1 | <1 |
| Lead | ppm | ASTM D5185m >25 | <1 | <1 | <1 |
| Copper | ppm | ASTM D5185m >50 | <1 | <1 | 3 |
| Tin | ppm | ASTM D5185m >15 | <1 | <1 | <1 |
| Antimony | ppm | ASTM D5185m | --- | --- | --- |
| Vanadium | ppm | ASTM D5185m | <1 | 0 | 0 |
| Cadmium | ppm | ASTM D5185m | <1 | 0 | 0 |

ADDITIVES

| | method | limit/base | current | history1 | history2 |
|------------|--------|------------------|--------------|----------|----------|
| Boron | ppm | ASTM D5185m 0 | 0 | 0 | 6 |
| Barium | ppm | ASTM D5185m 0.3 | 2 | 0 | 0 |
| Molybdenum | ppm | ASTM D5185m 0 | <1 | 0 | 0 |
| Manganese | ppm | ASTM D5185m 0.3 | 0 | 0 | 0 |
| Magnesium | ppm | ASTM D5185m 0.4 | 3 | <1 | 2 |
| Calcium | ppm | ASTM D5185m 0 | 7 | 0 | 0 |
| Phosphorus | ppm | ASTM D5185m 689 | 700 | 558 | 856 |
| Zinc | ppm | ASTM D5185m 0 | 8 | 0 | 0 |
| Sulfur | ppm | ASTM D5185m 1237 | 1005 | 395 | 949 |

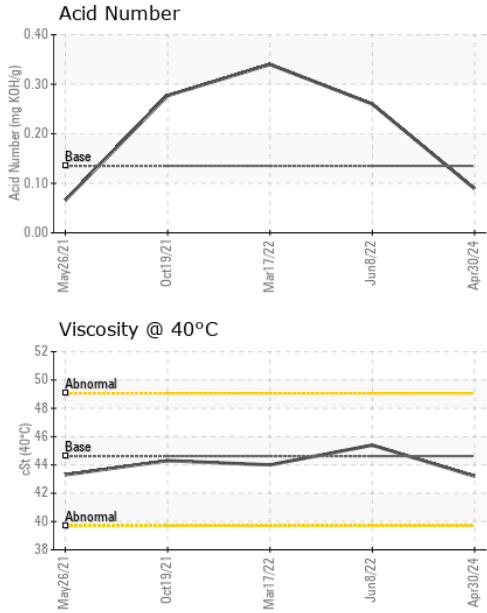
CONTAMINANTS

| | method | limit/base | current | history1 | history2 |
|-----------|--------|-----------------|----------|----------|----------|
| Silicon | ppm | ASTM D5185m >25 | 4 | 2 | <1 |
| Sodium | ppm | ASTM D5185m | 0 | 0 | <1 |
| Potassium | ppm | ASTM D5185m >20 | 2 | <1 | 3 |

FLUID DEGRADATION

| | method | limit/base | current | history1 | history2 |
|------------------|----------|------------------|--------------|----------|----------|
| Acid Number (AN) | mg KOH/g | ASTM D8045 0.135 | 0.089 | 0.26 | 0.34 |


OIL ANALYSIS REPORT



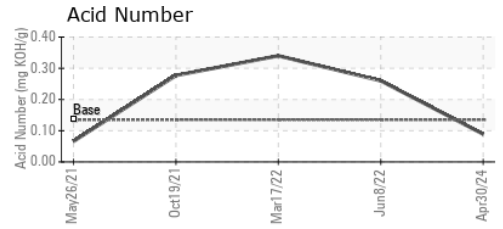
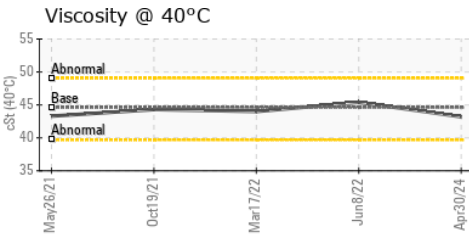
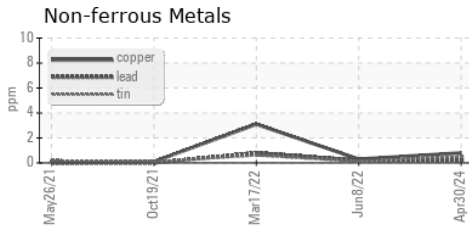
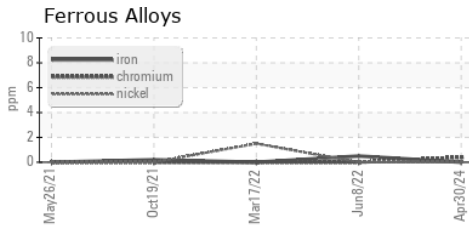
| VISUAL | method | limit/base | current | history1 | history2 |
|------------------|--------|------------|---------|--------------|----------|
| White Metal | scalar | *Visual | NONE | NONE | NONE |
| Yellow Metal | scalar | *Visual | NONE | NONE | NONE |
| Precipitate | scalar | *Visual | NONE | NONE | NONE |
| Silt | scalar | *Visual | NONE | NONE | NONE |
| Debris | scalar | *Visual | NONE | LIGHT | NONE |
| Sand/Dirt | scalar | *Visual | NONE | NONE | NONE |
| Appearance | scalar | *Visual | NORML | NORML | NORML |
| Odor | scalar | *Visual | NORML | NORML | NORML |
| Emulsified Water | scalar | *Visual | >0.1 | NEG | NEG |
| Free Water | scalar | *Visual | | NEG | NEG |

| FLUID PROPERTIES | method | limit/base | current | history1 | history2 |
|------------------|--------|------------|---------|-------------|----------|
| Visc @ 40°C | cSt | ASTM D445 | 44.62 | 43.2 | 45.4 |

| SAMPLE IMAGES | method | limit/base | current | history1 | history2 |
|---------------|--------|------------|---------|----------|----------|
|---------------|--------|------------|---------|----------|----------|



GRAPHS



Laboratory : WearCheck USA - 501 Madison Ave., Cary, NC 27513
Sample No. : UCS06177337 **Received** : 13 May 2024
Lab Number : **06177337** **Tested** : 14 May 2024
Unique Number : 11023390 **Diagnosed** : 15 May 2024 - Don Baldrige
Test Package : IND 2

PYE-BARKER SUPPLY CO INC

 SYLVANIA, GA
 US 30467
 Contact: LARRY RIVERS
 lrivers@pyebarker.com
 T: (912)425-0400
 F:

To discuss this sample report, contact Customer Service at 1-800-237-1369.
 * - Denotes test methods that are outside of the ISO 17025 scope of accreditation.
 Statements of conformity to specifications are based on the simple acceptance decision rule (JCGM 106:2012)