
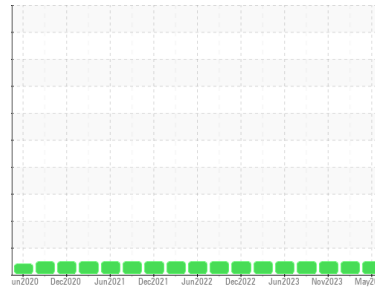




OIL ANALYSIS REPORT

Sample Rating Trend



Machine Id
INKS_P11 INKS_P11_M11
 Component
Drive End Bearing
 Fluid
ROYAL PURPLE SYNFILM GT 32 (--- GAL)

DIAGNOSIS

- Recommendation**
Resample at the next service interval to monitor.
- Wear**
All component wear rates are normal.
- Contamination**
The water content is negligible. There is no indication of any contamination in the oil.
- Fluid Condition**
The AN level is acceptable for this fluid. The condition of the oil is suitable for further service.

SAMPLE INFORMATION		method	limit/base	current	history1	history2
Sample Number	Client Info			RP0029069	RP0025918	RP0026147
Sample Date	Client Info			10 May 2024	20 Feb 2024	15 Nov 2023
Machine Age	hrs	Client Info		0	0	0
Oil Age	hrs	Client Info		0	0	0
Oil Changed	Client Info			N/A	N/A	N/A
Sample Status				NORMAL	NORMAL	NORMAL

WEAR METALS		method	limit/base	current	history1	history2
Iron	ppm	ASTM D5185m	>20	2	0	0
Chromium	ppm	ASTM D5185m	>20	<1	<1	0
Nickel	ppm	ASTM D5185m	>20	<1	0	<1
Titanium	ppm	ASTM D5185m		<1	0	0
Silver	ppm	ASTM D5185m		0	0	0
Aluminum	ppm	ASTM D5185m	>20	2	0	<1
Lead	ppm	ASTM D5185m	>20	<1	0	0
Copper	ppm	ASTM D5185m	>20	<1	0	0
Tin	ppm	ASTM D5185m	>20	2	<1	2
Vanadium	ppm	ASTM D5185m		<1	0	0
Cadmium	ppm	ASTM D5185m		<1	0	0

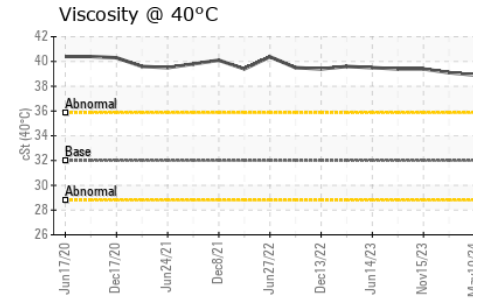
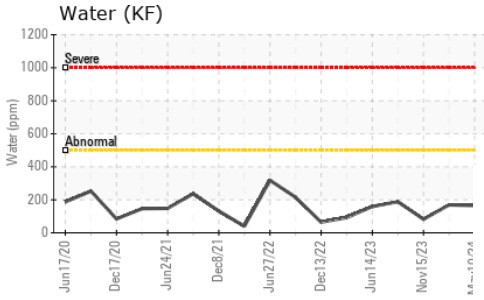
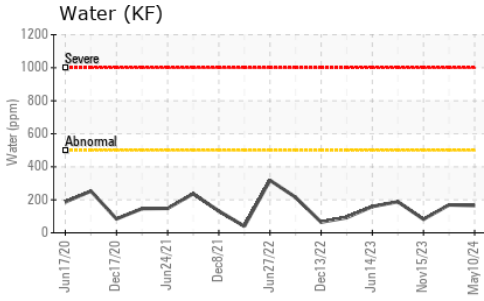
ADDITIVES		method	limit/base	current	history1	history2
Boron	ppm	ASTM D5185m		0	0	0
Barium	ppm	ASTM D5185m		0	0	0
Molybdenum	ppm	ASTM D5185m		<1	0	0
Manganese	ppm	ASTM D5185m		<1	0	0
Magnesium	ppm	ASTM D5185m		52	45	53
Calcium	ppm	ASTM D5185m		6	0	4
Phosphorus	ppm	ASTM D5185m		4	0	4
Zinc	ppm	ASTM D5185m		4	0	0

CONTAMINANTS		method	limit/base	current	history1	history2
Silicon	ppm	ASTM D5185m	>15	1	0	<1
Sodium	ppm	ASTM D5185m		0	<1	3
Potassium	ppm	ASTM D5185m	>20	2	0	1
Water	%	ASTM D6304	>0.05	0.016	0.016	0.008
ppm Water	ppm	ASTM D6304	>500	165	169	82

FLUID DEGRADATION		method	limit/base	current	history1	history2
Acid Number (AN)	mg KOH/g	ASTM D8045		0.351	0.282	0.396

VISUAL		method	limit/base	current	history1	history2
White Metal	scalar	*Visual	NONE	NONE	NONE	NONE
Yellow Metal	scalar	*Visual	NONE	NONE	NONE	NONE
Precipitate	scalar	*Visual	NONE	NONE	NONE	NONE
Silt	scalar	*Visual	NONE	NONE	NONE	NONE
Debris	scalar	*Visual	NONE	NONE	NONE	LIGHT
Sand/Dirt	scalar	*Visual	NONE	NONE	NONE	NONE
Appearance	scalar	*Visual	NORML	NORML	NORML	NORML
Odor	scalar	*Visual	NORML	NORML	NORML	NORML
Emulsified Water	scalar	*Visual	>0.05	NEG	NEG	NEG
Free Water	scalar	*Visual		NEG	NEG	NEG


OIL ANALYSIS REPORT



FLUID PROPERTIES		method	limit/base	current	history1	history2
Visc @ 40°C	cSt	ASTM D445	32	38.9	39.1	39.4


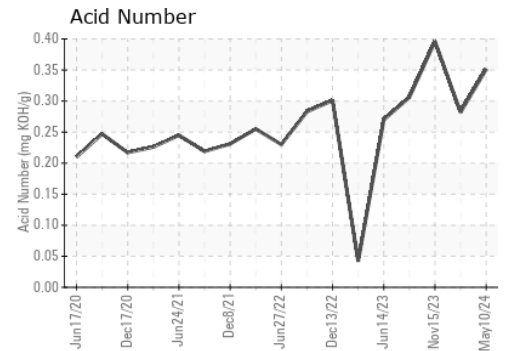
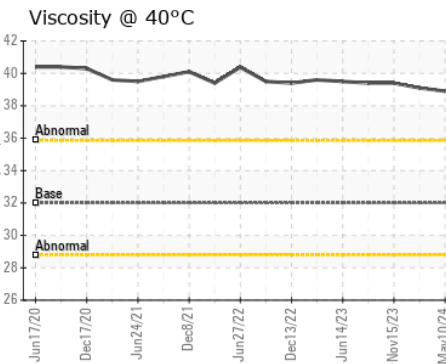
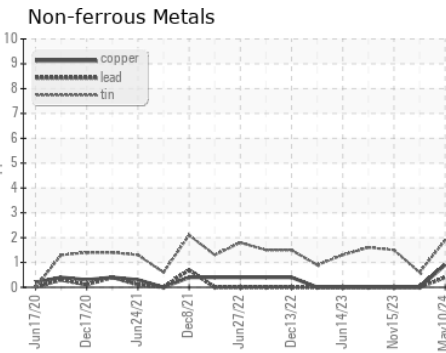
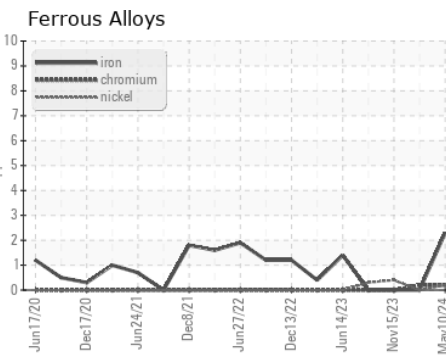
SAMPLE IMAGES		method	limit/base	current	history1	history2
---------------	--	--------	------------	---------	----------	----------

Color



Bottom

GRAPHS



Certificate L2367

Laboratory : WearCheck USA - 501 Madison Ave., Cary, NC 27513
Sample No. : RP0029069
Lab Number : **06177784**
Unique Number : 11029110
Test Package : PLANT

Received : 13 May 2024
Tested : 17 May 2024
Diagnosed : 17 May 2024 - Jonathan Hester

ENERGY TRANSFER - INKSTER
 7155 INKSTER ROAD
 TAYOR, MI
 US 48180

Contact: NATHAN HOLMES
 nathan.holmes@energytransfer.com

To discuss this sample report, contact Customer Service at 1-800-237-1369.

* - Denotes test methods that are outside of the ISO 17025 scope of accreditation.

Statements of conformity to specifications are based on the simple acceptance decision rule (JCGM 106:2012)

T:
F: