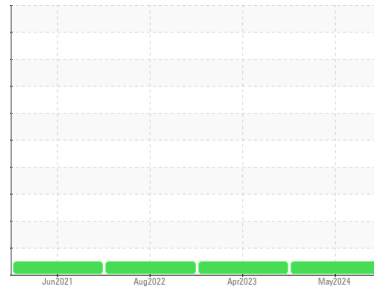




# OIL ANALYSIS REPORT

## Sample Rating Trend



**NORMAL**



Machine Id  
**6891677 (S/N 5152)**  
 Component  
**Compressor**  
 Fluid  
**KAESER SIGMA (OEM) S-460 (--- GAL)**

### DIAGNOSIS

#### Recommendation

Resample at the next service interval to monitor.

#### Wear

All component wear rates are normal.

#### Contamination

The amount and size of particulates present in the system are acceptable. There is no indication of any contamination in the oil.

#### Fluid Condition

The AN level is acceptable for this fluid. The condition of the oil is suitable for further service.

| SAMPLE INFORMATION |             | method      | limit/base | current            | history1    | history2    |
|--------------------|-------------|-------------|------------|--------------------|-------------|-------------|
| Sample Number      | Client Info |             |            | <b>KC88611</b>     | KC101779    | KC68309     |
| Sample Date        | Client Info |             |            | <b>08 May 2024</b> | 12 Apr 2023 | 10 Aug 2022 |
| Machine Age        | hrs         | Client Info |            | <b>11573</b>       | 9398        | 7703        |
| Oil Age            | hrs         | Client Info |            | <b>2800</b>        | 1600        | 3000        |
| Oil Changed        | Client Info |             |            | <b>Changed</b>     | Not Changd  | Changed     |
| Sample Status      |             |             |            | <b>NORMAL</b>      | NORMAL      | NORMAL      |

| WEAR METALS |     | method      | limit/base | current    | history1 | history2 |
|-------------|-----|-------------|------------|------------|----------|----------|
| Iron        | ppm | ASTM D5185m | >50        | <b>0</b>   | 0        | <1       |
| Chromium    | ppm | ASTM D5185m | >10        | <b>0</b>   | 0        | 0        |
| Nickel      | ppm | ASTM D5185m | >3         | <b>0</b>   | 0        | 1        |
| Titanium    | ppm | ASTM D5185m | >3         | <b>0</b>   | 0        | 0        |
| Silver      | ppm | ASTM D5185m | >2         | <b>0</b>   | 0        | 0        |
| Aluminum    | ppm | ASTM D5185m | >10        | <b>0</b>   | <1       | 3        |
| Lead        | ppm | ASTM D5185m | >10        | <b>0</b>   | 0        | 0        |
| Copper      | ppm | ASTM D5185m | >50        | <b>5</b>   | 1        | 6        |
| Tin         | ppm | ASTM D5185m | >10        | <b>0</b>   | 0        | <1       |
| Antimony    | ppm | ASTM D5185m |            | <b>---</b> | ---      | ---      |
| Vanadium    | ppm | ASTM D5185m |            | <b>0</b>   | 0        | 0        |
| Cadmium     | ppm | ASTM D5185m |            | <b>0</b>   | 0        | 0        |

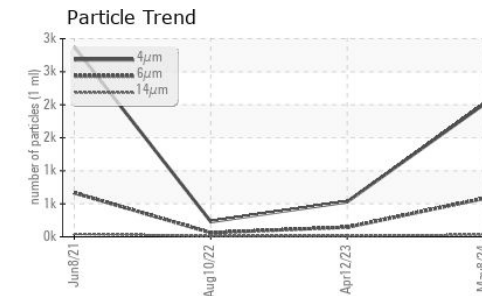
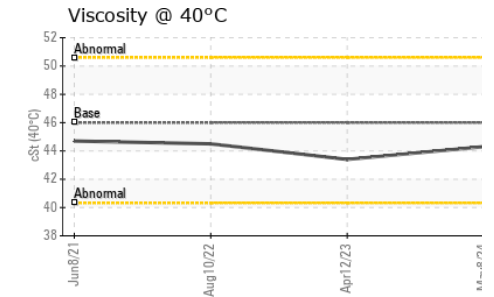
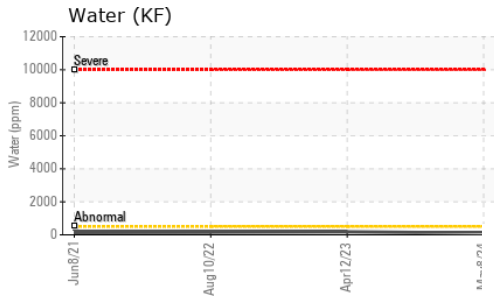
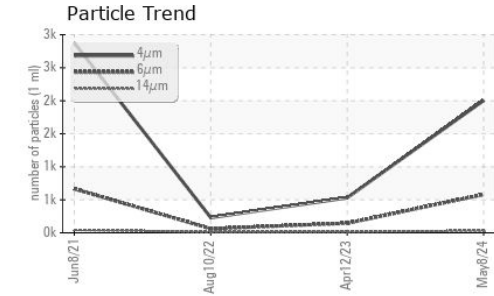
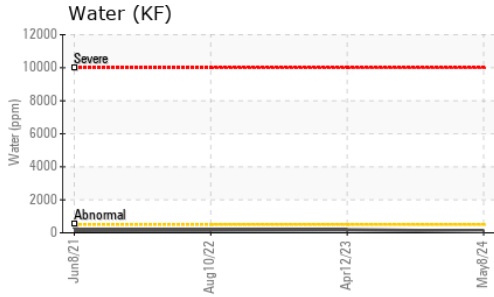
| ADDITIVES  |     | method      | limit/base | current   | history1 | history2 |
|------------|-----|-------------|------------|-----------|----------|----------|
| Boron      | ppm | ASTM D5185m |            | <b>0</b>  | 0        | 0        |
| Barium     | ppm | ASTM D5185m | 90         | <b>0</b>  | 0        | 0        |
| Molybdenum | ppm | ASTM D5185m |            | <b>0</b>  | 0        | 0        |
| Manganese  | ppm | ASTM D5185m |            | <b>0</b>  | 0        | 0        |
| Magnesium  | ppm | ASTM D5185m | 90         | <b>6</b>  | 38       | 12       |
| Calcium    | ppm | ASTM D5185m | 2          | <b>0</b>  | 0        | 0        |
| Phosphorus | ppm | ASTM D5185m |            | <b>0</b>  | <1       | 5        |
| Zinc       | ppm | ASTM D5185m |            | <b>12</b> | 0        | 18       |

| CONTAMINANTS |     | method      | limit/base | current      | history1 | history2 |
|--------------|-----|-------------|------------|--------------|----------|----------|
| Silicon      | ppm | ASTM D5185m | >25        | <b>0</b>     | 0        | <1       |
| Sodium       | ppm | ASTM D5185m |            | <b>2</b>     | 10       | 4        |
| Potassium    | ppm | ASTM D5185m | >20        | <b>2</b>     | 2        | 3        |
| Water        | %   | ASTM D6304  | >0.05      | <b>0.009</b> | 0.018    | 0.015    |
| ppm Water    | ppm | ASTM D6304  | >500       | <b>98</b>    | 185.0    | 157.8    |

| FLUID CLEANLINESS |  | method       | limit/base | current         | history1 | history2 |
|-------------------|--|--------------|------------|-----------------|----------|----------|
| Particles >4µm    |  | ASTM D7647   |            | <b>2004</b>     | 531      | 230      |
| Particles >6µm    |  | ASTM D7647   | >1300      | <b>581</b>      | 145      | 62       |
| Particles >14µm   |  | ASTM D7647   | >80        | <b>31</b>       | 14       | 10       |
| Particles >21µm   |  | ASTM D7647   | >20        | <b>5</b>        | 5        | 3        |
| Particles >38µm   |  | ASTM D7647   | >4         | <b>0</b>        | 0        | 1        |
| Particles >71µm   |  | ASTM D7647   | >3         | <b>0</b>        | 0        | 0        |
| Oil Cleanliness   |  | ISO 4406 (c) | >--/17/13  | <b>18/16/12</b> | 16/14/11 | 15/13/10 |

| FLUID DEGRADATION |          | method     | limit/base | current     | history1 | history2 |
|-------------------|----------|------------|------------|-------------|----------|----------|
| Acid Number (AN)  | mg KOH/g | ASTM D8045 | 0.4        | <b>0.39</b> | 0.38     | 0.31     |


# OIL ANALYSIS REPORT



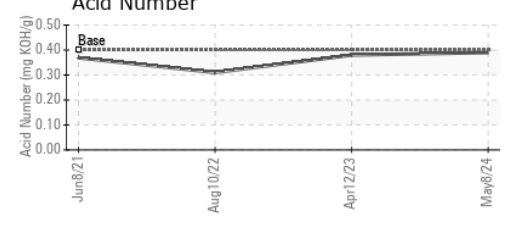
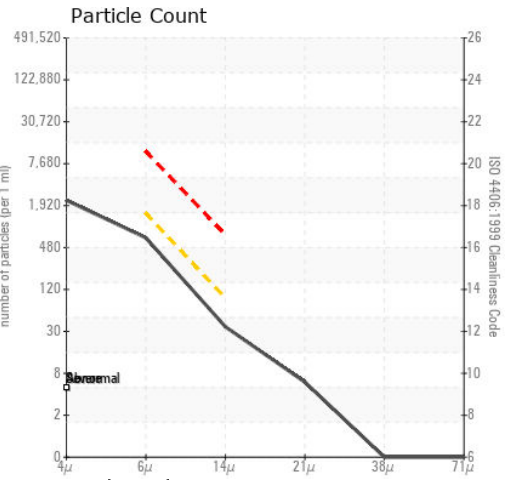
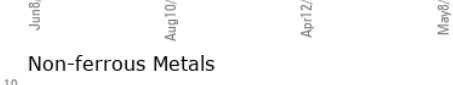

| VISUAL           | method | limit/base | current | history1 | history2 |
|------------------|--------|------------|---------|----------|----------|
| White Metal      | scalar | *Visual    | NONE    | NONE     | NONE     |
| Yellow Metal     | scalar | *Visual    | NONE    | NONE     | NONE     |
| Precipitate      | scalar | *Visual    | NONE    | NONE     | NONE     |
| Silt             | scalar | *Visual    | NONE    | NONE     | NONE     |
| Debris           | scalar | *Visual    | NONE    | NONE     | VLITE    |
| Sand/Dirt        | scalar | *Visual    | NONE    | NONE     | NONE     |
| Appearance       | scalar | *Visual    | NORML   | NORML    | NORML    |
| Odor             | scalar | *Visual    | NORML   | NORML    | NORML    |
| Emulsified Water | scalar | *Visual    | >0.05   | NEG      | NEG      |
| Free Water       | scalar | *Visual    |         | NEG      | NEG      |

| FLUID PROPERTIES | method | limit/base   | current | history1 | history2 |
|------------------|--------|--------------|---------|----------|----------|
| Visc @ 40°C      | cSt    | ASTM D445 46 | 44.3    | 43.4     | 44.5     |

| SAMPLE IMAGES | method | limit/base | current | history1 | history2 |
|---------------|--------|------------|---------|----------|----------|
|---------------|--------|------------|---------|----------|----------|



## GRAPHS



**Laboratory** : WearCheck USA - 501 Madison Ave., Cary, NC 27513  
**Sample No.** : KC88611 **Received** : 14 May 2024  
**Lab Number** : 06178767 **Tested** : 15 May 2024  
**Unique Number** : 11030093 **Diagnosed** : 16 May 2024 - Don Baldrige  
**Test Package** : IND 2

**PIETRO FIORENTINI**  
 606 PARK AVE  
 WEIRTON, WV  
 US 26067  
 Contact: Service Manager

To discuss this sample report, contact Customer Service at 1-800-237-1369.  
 \* - Denotes test methods that are outside of the ISO 17025 scope of accreditation.  
 Statements of conformity to specifications are based on the simple acceptance decision rule (JCGM 106:2012)