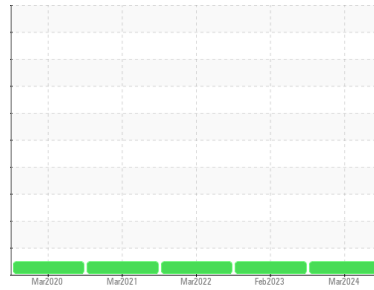




OIL ANALYSIS REPORT

Area
KAESER S-460 [9207]
 Machine ID
KAESER 2450 - 4781973 - IEMA
 Component
Compressor

Sample Rating Trend



NORMAL



DIAGNOSIS

- Recommendation**
 Resample at the next service interval to monitor.
- Wear**
 All component wear rates are normal.
- Contamination**
 There is no indication of any contamination in the oil.
- Fluid Condition**
 The AN level is acceptable for this fluid. The condition of the oil is suitable for further service.

SAMPLE INFORMATION

	method	limit/base	current	history1	history2
Sample Number	Client Info		UDI06178912	UCH05824144	UCH05529757
Sample Date	Client Info		26 Mar 2024	28 Feb 2023	29 Mar 2022
Machine Age	hrs	Client Info	25889	20530	20787
Oil Age	hrs	Client Info	4459	143	413
Oil Changed	Client Info		Changed	Changed	N/A
Sample Status			NORMAL	NORMAL	NORMAL

CONTAMINATION

	method	limit/base	current	history1	history2
Water	WC Method	>0.05	NEG	NEG	NEG

WEAR METALS

	method	limit/base	current	history1	history2
Iron	ppm	ASTM D5185m >50	<1	0	<1
Chromium	ppm	ASTM D5185m >10	<1	0	0
Nickel	ppm	ASTM D5185m >3	<1	0	<1
Titanium	ppm	ASTM D5185m >3	<1	0	0
Silver	ppm	ASTM D5185m >2	0	0	0
Aluminum	ppm	ASTM D5185m >10	2	0	<1
Lead	ppm	ASTM D5185m >10	<1	0	0
Copper	ppm	ASTM D5185m >50	1	<1	<1
Tin	ppm	ASTM D5185m >10	<1	0	<1
Antimony	ppm	ASTM D5185m	---	---	---
Vanadium	ppm	ASTM D5185m	<1	0	0
Cadmium	ppm	ASTM D5185m	<1	0	0

ADDITIVES

	method	limit/base	current	history1	history2
Boron	ppm	ASTM D5185m	0	0	0
Barium	ppm	ASTM D5185m 90	19	26	8
Molybdenum	ppm	ASTM D5185m	<1	0	0
Manganese	ppm	ASTM D5185m	0	<1	<1
Magnesium	ppm	ASTM D5185m 90	69	25	31
Calcium	ppm	ASTM D5185m 2	5	0	0
Phosphorus	ppm	ASTM D5185m	7	8	9
Zinc	ppm	ASTM D5185m	9	35	12
Sulfur	ppm	ASTM D5185m	17898	22357	16127

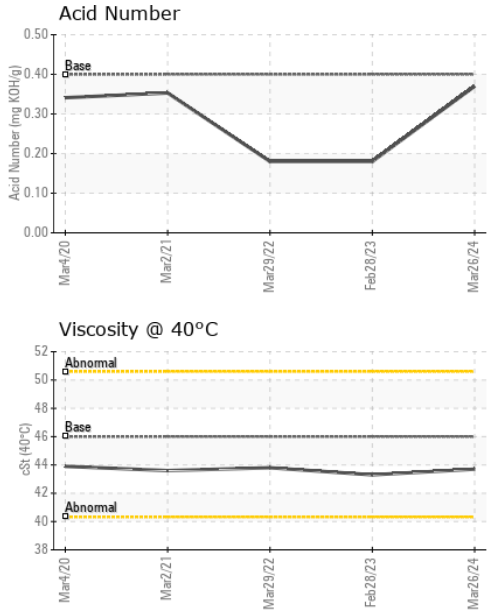
CONTAMINANTS

	method	limit/base	current	history1	history2
Silicon	ppm	ASTM D5185m >25	<1	0	<1
Sodium	ppm	ASTM D5185m	14	19	8
Potassium	ppm	ASTM D5185m >20	3	4	0

FLUID DEGRADATION

	method	limit/base	current	history1	history2
Acid Number (AN)	mg KOH/g	ASTM D8045 0.4	0.37	0.18	0.18

OIL ANALYSIS REPORT

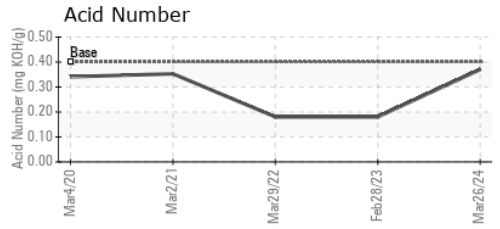
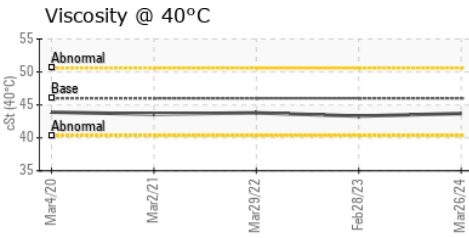
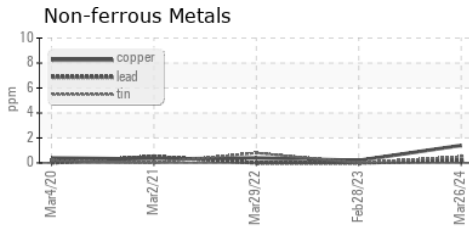
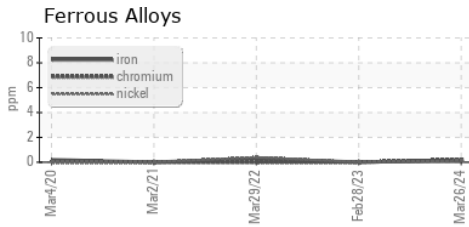


VISUAL	method	limit/base	current	history1	history2
White Metal	scalar	*Visual	NONE	NONE	NONE
Yellow Metal	scalar	*Visual	NONE	NONE	NONE
Precipitate	scalar	*Visual	NONE	NONE	NONE
Silt	scalar	*Visual	NONE	NONE	NONE
Debris	scalar	*Visual	NONE	LIGHT	NONE
Sand/Dirt	scalar	*Visual	NONE	NONE	NONE
Appearance	scalar	*Visual	NORML	NORML	NORML
Odor	scalar	*Visual	NORML	NORML	NORML
Emulsified Water	scalar	*Visual	>0.05	NEG	NEG
Free Water	scalar	*Visual		NEG	NEG

FLUID PROPERTIES	method	limit/base	current	history1	history2
Visc @ 40°C	cSt	ASTM D445	46	43.7	43.3

SAMPLE IMAGES	method	limit/base	current	history1	history2
Color					
Bottom					

GRAPHS



Laboratory : WearCheck USA - 501 Madison Ave., Cary, NC 27513
Sample No. : UDI06178912 **Received** : 14 May 2024
Lab Number : **06178912** **Tested** : 15 May 2024
Unique Number : 11030238 **Diagnosed** : 16 May 2024 - Don Baldrige
Test Package : IND 2

DELTA INDUSTRIES - PEORIA
 1115 SW ADAMS ST.
 PEORIA, IL
 US 61602
 Contact: TIM YOUNG
 tyoung@deltaind.net; jreinert@deltaind.net

To discuss this sample report, contact Customer Service at 1-800-237-1369.

* - Denotes test methods that are outside of the ISO 17025 scope of accreditation.

Statements of conformity to specifications are based on the simple acceptance decision rule (JCGM 106:2012)

T: (309)637-5500
F: (309)637-5250