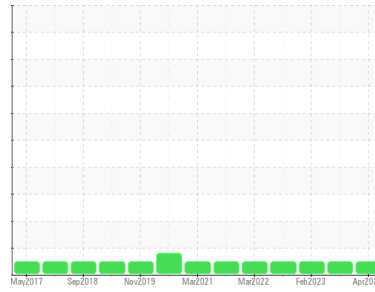




OIL ANALYSIS REPORT

Sample Rating Trend



NORMAL



Area

ROTO XTEND DUTY FLUID

Machine Id

ATLAS COPCO COMP 18 (S/N APF206630)

Component

Compressor

DIAGNOSIS

Recommendation

Resample at the next service interval to monitor.

Wear

All component wear rates are normal.

Contamination

There is no indication of any contamination in the oil.

Fluid Condition

The AN level is acceptable for this fluid. The condition of the oil is suitable for further service.

SAMPLE INFORMATION

	method	limit/base	current	history1	history2
Sample Number	Client Info		UCH06181467	UCH05890356	UCH05770843
Sample Date	Client Info		20 Apr 2024	30 Jun 2023	11 Feb 2023
Machine Age	hrs	Client Info	36512	31909	29642
Oil Age	hrs	Client Info	4511	8468	6201
Oil Changed	Client Info		Not Changed	Changed	Not Changed
Sample Status			NORMAL	NORMAL	NORMAL

CONTAMINATION

	method	limit/base	current	history1	history2
Water	WC Method	>0.1	NEG	NEG	NEG

WEAR METALS

	method	limit/base	current	history1	history2
Iron	ppm	ASTM D5185m >50	0	<1	<1
Chromium	ppm	ASTM D5185m >5	<1	0	0
Nickel	ppm	ASTM D5185m	<1	<1	0
Titanium	ppm	ASTM D5185m	<1	0	0
Silver	ppm	ASTM D5185m	<1	0	0
Aluminum	ppm	ASTM D5185m >15	1	0	0
Lead	ppm	ASTM D5185m >65	<1	0	0
Copper	ppm	ASTM D5185m >65	<1	<1	0
Tin	ppm	ASTM D5185m >10	<1	0	0
Vanadium	ppm	ASTM D5185m	<1	0	0
Cadmium	ppm	ASTM D5185m	<1	0	0

ADDITIVES

	method	limit/base	current	history1	history2
Boron	ppm	ASTM D5185m	0	0	0
Barium	ppm	ASTM D5185m	<1	0	0
Molybdenum	ppm	ASTM D5185m	<1	0	0
Manganese	ppm	ASTM D5185m	<1	0	0
Magnesium	ppm	ASTM D5185m	<1	0	0
Calcium	ppm	ASTM D5185m	4	0	0
Phosphorus	ppm	ASTM D5185m	8	4	10
Zinc	ppm	ASTM D5185m	2	0	<1
Sulfur	ppm	ASTM D5185m	0	64	52

CONTAMINANTS

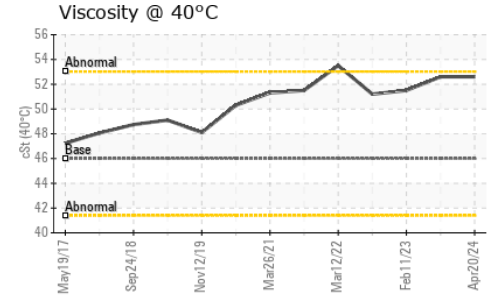
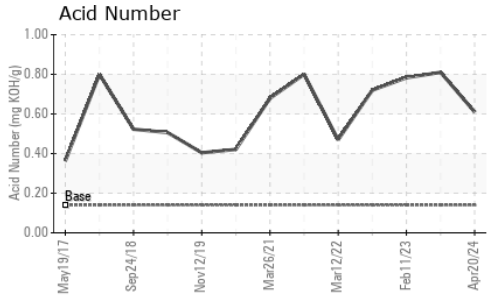
	method	limit/base	current	history1	history2
Silicon	ppm	ASTM D5185m >35	<1	0	0
Sodium	ppm	ASTM D5185m	0	0	0
Potassium	ppm	ASTM D5185m >20	<1	<1	1

FLUID DEGRADATION

	method	limit/base	current	history1	history2
Acid Number (AN)	mg KOH/g	ASTM D8045 0.14	0.61	0.81	0.783




OIL ANALYSIS REPORT



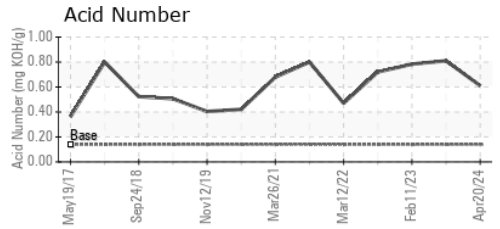
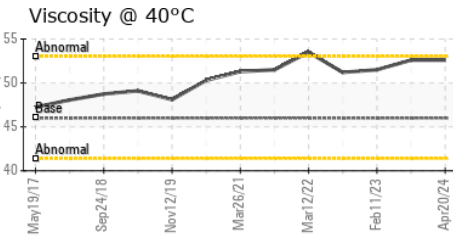
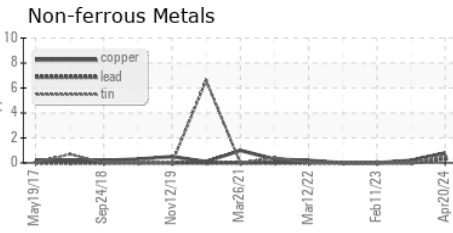
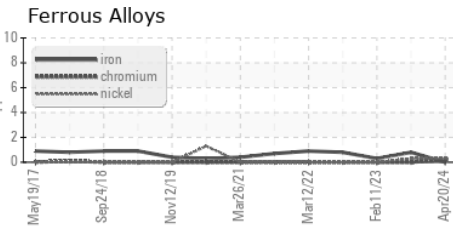
VISUAL	method	limit/base	current	history1	history2
White Metal	scalar	*Visual	NONE	NONE	NONE
Yellow Metal	scalar	*Visual	NONE	NONE	NONE
Precipitate	scalar	*Visual	NONE	NONE	NONE
Silt	scalar	*Visual	NONE	NONE	NONE
Debris	scalar	*Visual	NONE	NONE	NONE
Sand/Dirt	scalar	*Visual	NONE	NONE	NONE
Appearance	scalar	*Visual	NORML	NORML	NORML
Odor	scalar	*Visual	NORML	NORML	NORML
Emulsified Water	scalar	*Visual	>0.1	NEG	NEG
Free Water	scalar	*Visual		NEG	NEG

FLUID PROPERTIES	method	limit/base	current	history1	history2	
Visc @ 40°C	cSt	ASTM D445	46	52.6	52.6	51.5

SAMPLE IMAGES	method	limit/base	current	history1	history2
---------------	--------	------------	---------	----------	----------



GRAPHS



Laboratory : WearCheck USA - 501 Madison Ave., Cary, NC 27513
Sample No. : UCH06181467 **Received** : 16 May 2024
Lab Number : **06181467** **Tested** : 17 May 2024
Unique Number : 11032793 **Diagnosed** : 20 May 2024 - Sean Felton
Test Package : IND 2

FCC INDIANA INC
 555 INDUSTRIAL PARK RD
 PORTLAND, IN
 US 47371
 Contact: NEIL RINKER
 neil.rinder@e-fcci.com
 T: (260)726-8023
 F: (260)726-7782

To discuss this sample report, contact Customer Service at 1-800-237-1369.

* - Denotes test methods that are outside of the ISO 17025 scope of accreditation.

Statements of conformity to specifications are based on the simple acceptance decision rule (JCGM 106:2012)