
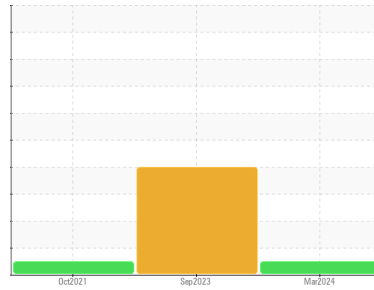




OIL ANALYSIS REPORT

Area
HODGE VISION 8000
 Machine Id
HODGE 2104030403
 Component
Compressor

Sample Rating Trend



DIAGNOSIS

Recommendation
 Resample at the next service interval to monitor. Please specify the brand, type, and viscosity of the oil on your next sample.

Wear
 All component wear rates are normal.

Contamination
 There is no indication of any contamination in the oil.

Fluid Condition
 The AN level is acceptable for this fluid. The condition of the oil is suitable for further service.

SAMPLE INFORMATION		method	limit/base	current	history1	history2
Sample Number	Client Info			UHC0000877	UCH0000245	UCH05409348
Sample Date	Client Info			25 Mar 2024	08 Sep 2023	22 Oct 2021
Machine Age	hrs	Client Info		4445	3526	472
Oil Age	hrs	Client Info		661	1107	472
Oil Changed	Client Info			Not Chngd	Not Chngd	Changed
Sample Status				NORMAL	ATTENTION	NORMAL

CONTAMINATION		method	limit/base	current	history1	history2
Water	WC Method		>0.1	NEG	NEG	NEG

WEAR METALS		method	limit/base	current	history1	history2
Iron	ppm	ASTM D5185m	>50	2	2	2
Chromium	ppm	ASTM D5185m	>10	<1	0	0
Nickel	ppm	ASTM D5185m		<1	0	0
Titanium	ppm	ASTM D5185m		<1	0	0
Silver	ppm	ASTM D5185m		<1	0	1
Aluminum	ppm	ASTM D5185m	>25	2	0	0
Lead	ppm	ASTM D5185m	>25	<1	0	0
Copper	ppm	ASTM D5185m	>50	1	<1	<1
Tin	ppm	ASTM D5185m	>15	<1	0	0
Antimony	ppm	ASTM D5185m		---	---	0
Vanadium	ppm	ASTM D5185m		<1	0	0
Cadmium	ppm	ASTM D5185m		<1	0	0

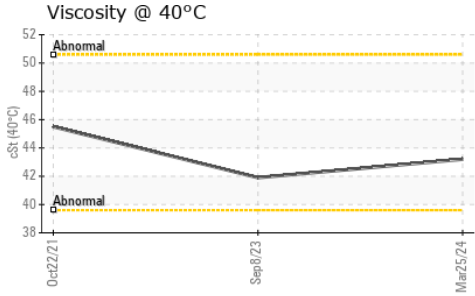
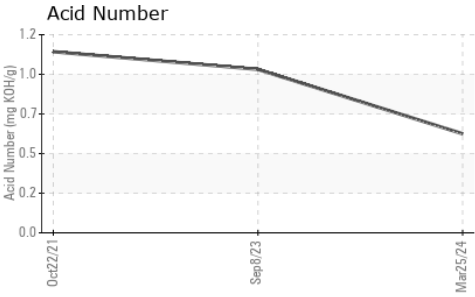
ADDITIVES		method	limit/base	current	history1	history2
Boron	ppm	ASTM D5185m		0	0	3
Barium	ppm	ASTM D5185m		0	<1	0
Molybdenum	ppm	ASTM D5185m		<1	0	0
Manganese	ppm	ASTM D5185m		<1	<1	0
Magnesium	ppm	ASTM D5185m		1	4	4
Calcium	ppm	ASTM D5185m		14	10	989
Phosphorus	ppm	ASTM D5185m		441	635	517
Zinc	ppm	ASTM D5185m		184	390	523
Sulfur	ppm	ASTM D5185m		1375	1895	10496

CONTAMINANTS		method	limit/base	current	history1	history2
Silicon	ppm	ASTM D5185m	>25	2	<1	4
Sodium	ppm	ASTM D5185m		8	5	7
Potassium	ppm	ASTM D5185m	>20	3	2	<1

FLUID DEGRADATION		method	limit/base	current	history1	history2
Acid Number (AN)	mg KOH/g	ASTM D8045		0.60	0.99	1.097




OIL ANALYSIS REPORT



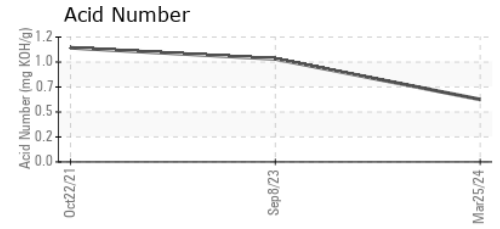
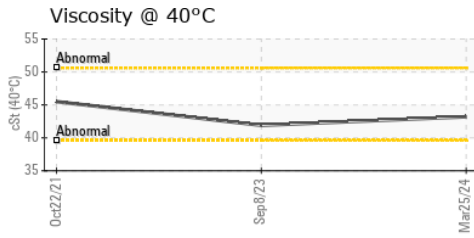
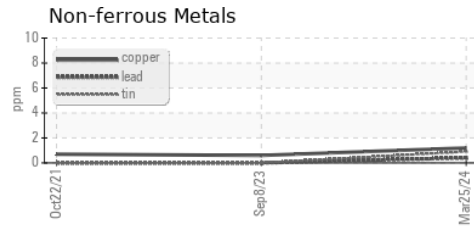
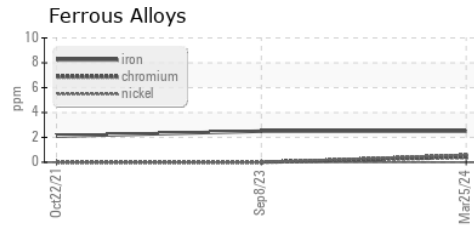
VISUAL	method	limit/base	current	history1	history2
White Metal	scalar	*Visual	NONE	NONE	NONE
Yellow Metal	scalar	*Visual	NONE	NONE	NONE
Precipitate	scalar	*Visual	NONE	NONE	NONE
Silt	scalar	*Visual	NONE	NONE	NONE
Debris	scalar	*Visual	NONE	LIGHT	VLITE
Sand/Dirt	scalar	*Visual	NONE	NONE	NONE
Appearance	scalar	*Visual	NORML	HAZY	NORML
Odor	scalar	*Visual	NORML	NORML	NORML
Emulsified Water	scalar	*Visual	>0.1	0.2%	NEG
Free Water	scalar	*Visual		1.0	NEG

FLUID PROPERTIES	method	limit/base	current	history1	history2
Visc @ 40°C	cSt	ASTM D445	43.2	41.9	45.5

SAMPLE IMAGES	method	limit/base	current	history1	history2
---------------	--------	------------	---------	----------	----------



GRAPHS



Laboratory : WearCheck USA - 501 Madison Ave., Cary, NC 27513
Sample No. : UHC0000877 **Received** : 20 May 2024
Lab Number : 06184464 **Tested** : 21 May 2024
Unique Number : 11035790 **Diagnosed** : 21 May 2024 - Wes Davis
Test Package : IND 2

ATLANTA AIR COMPRESSOR
 123 MERCHANTS PARK DR
 HOSCHTON, GA 30548
 Contact: Derik Bray
 Derik@atlantaaircompressor.com
 T: (470)252-9952
 F: x:

To discuss this sample report, contact Customer Service at 1-800-237-1369.

* - Denotes test methods that are outside of the ISO 17025 scope of accreditation.

Statements of conformity to specifications are based on the simple acceptance decision rule (JCGM 106:2012)