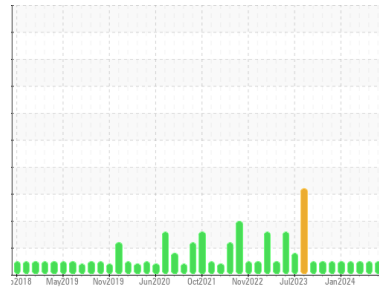




OIL ANALYSIS REPORT

Sample Rating Trend



NORMAL



Machine Id
KAESER KAESER 2 (S/N 1403)
 Component
Compressor
 Fluid
ULTRACHEM OMNILUBE 32/46 (--- GAL)

DIAGNOSIS

Recommendation

Resample at the next service interval to monitor.

Wear

All component wear rates are normal.

Contamination

The amount and size of particulates present in the system are acceptable. There is no indication of any contamination in the oil.

Fluid Condition

The AN level is acceptable for this fluid. The condition of the oil is suitable for further service.

SAMPLE INFORMATION

| | method | limit/base | current | history1 | history2 |
|---------------|-------------|-------------|--------------------|-------------|-------------|
| Sample Number | Client Info | | WC0921400 | WC0921396 | WC0850157 |
| Sample Date | Client Info | | 13 May 2024 | 15 Apr 2024 | 19 Mar 2024 |
| Machine Age | hrs | Client Info | 12069 | 11502 | 10923 |
| Oil Age | hrs | Client Info | 0 | 0 | 0 |
| Oil Changed | Client Info | | Not Changed | Not Changed | Not Changed |
| Sample Status | | | NORMAL | NORMAL | NORMAL |

CONTAMINATION

| | method | limit/base | current | history1 | history2 |
|-------|-----------|------------|------------|----------|----------|
| Water | WC Method | >0.05 | NEG | NEG | NEG |

WEAR METALS

| | method | limit/base | current | history1 | history2 |
|----------|--------|-----------------|--------------|----------|----------|
| Iron | ppm | ASTM D5185m >50 | 0 | <1 | 0 |
| Chromium | ppm | ASTM D5185m >10 | 0 | <1 | 0 |
| Nickel | ppm | ASTM D5185m >3 | 0 | <1 | 0 |
| Titanium | ppm | ASTM D5185m >3 | 0 | <1 | 0 |
| Silver | ppm | ASTM D5185m >2 | 0 | <1 | 0 |
| Aluminum | ppm | ASTM D5185m >10 | 3 | 3 | <1 |
| Lead | ppm | ASTM D5185m >10 | 0 | <1 | 0 |
| Copper | ppm | ASTM D5185m >50 | 2 | <1 | 0 |
| Tin | ppm | ASTM D5185m >10 | <1 | <1 | 0 |
| Vanadium | ppm | ASTM D5185m | 0 | <1 | 0 |
| Cadmium | ppm | ASTM D5185m | 0 | <1 | 0 |

ADDITIVES

| | method | limit/base | current | history1 | history2 |
|------------|--------|-----------------|--------------|----------|----------|
| Boron | ppm | ASTM D5185m 1 | 0 | 0 | 0 |
| Barium | ppm | ASTM D5185m 0.3 | 0 | 0 | 0 |
| Molybdenum | ppm | ASTM D5185m 0 | 0 | <1 | 0 |
| Manganese | ppm | ASTM D5185m 0 | <1 | <1 | 0 |
| Magnesium | ppm | ASTM D5185m 0 | 0 | <1 | 0 |
| Calcium | ppm | ASTM D5185m 0.5 | 1 | 0 | 0 |
| Phosphorus | ppm | ASTM D5185m 536 | 231 | 185 | 191 |
| Zinc | ppm | ASTM D5185m 0.2 | 9 | 0 | 0 |
| Sulfur | ppm | ASTM D5185m 649 | 1538 | 929 | 1062 |

CONTAMINANTS

| | method | limit/base | current | history1 | history2 |
|-----------|--------|-----------------|--------------|----------|----------|
| Silicon | ppm | ASTM D5185m >25 | <1 | <1 | 0 |
| Sodium | ppm | ASTM D5185m | 1 | 0 | 0 |
| Potassium | ppm | ASTM D5185m >20 | <1 | 2 | 0 |

FLUID CLEANLINESS

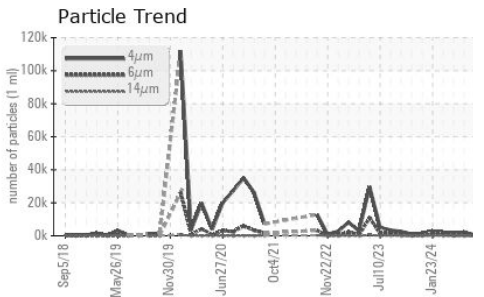
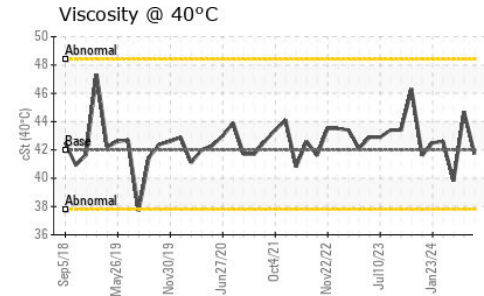
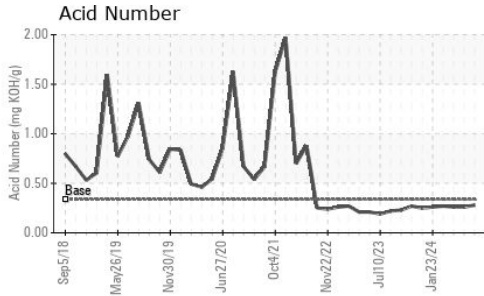
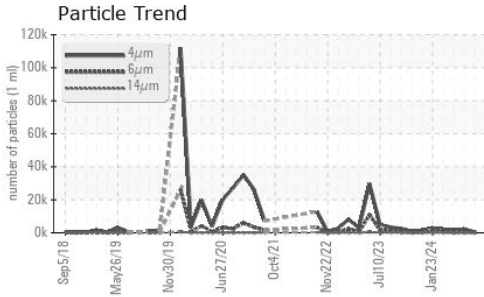
| | method | limit/base | current | history1 | history2 |
|-----------------|--------------|------------|-----------------|----------|----------|
| Particles >4µm | ASTM D7647 | | 621 | 2197 | 1506 |
| Particles >6µm | ASTM D7647 | >1300 | 195 | 554 | 348 |
| Particles >14µm | ASTM D7647 | >80 | 12 | 29 | 15 |
| Particles >21µm | ASTM D7647 | >20 | 3 | 8 | 3 |
| Particles >38µm | ASTM D7647 | >4 | 0 | 0 | 0 |
| Particles >71µm | ASTM D7647 | >3 | 0 | 0 | 0 |
| Oil Cleanliness | ISO 4406 (c) | >--/17/13 | 16/15/11 | 18/16/12 | 18/16/11 |

FLUID DEGRADATION

| | method | limit/base | current | history1 | history2 |
|------------------|----------|------------------|-------------|----------|----------|
| Acid Number (AN) | mg KOH/g | ASTM D8045 0.337 | 0.28 | 0.26 | 0.26 |




OIL ANALYSIS REPORT



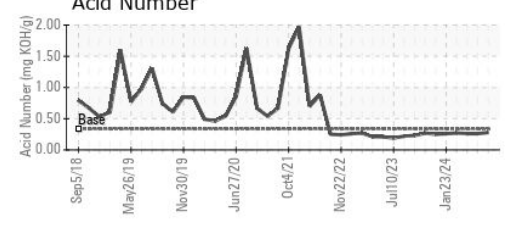
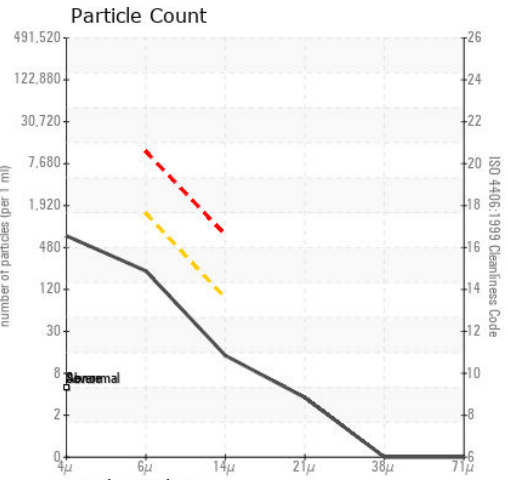
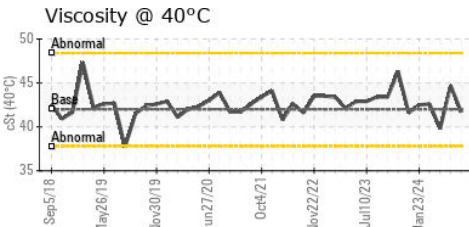
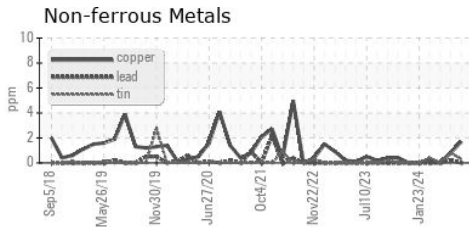
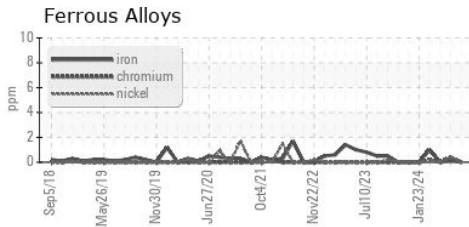
| VISUAL | method | limit/base | current | history1 | history2 |
|------------------|--------|------------|---------|----------|----------|
| White Metal | scalar | *Visual | NONE | NONE | NONE |
| Yellow Metal | scalar | *Visual | NONE | NONE | NONE |
| Precipitate | scalar | *Visual | NONE | NONE | NONE |
| Silt | scalar | *Visual | NONE | NONE | NONE |
| Debris | scalar | *Visual | NONE | LIGHT | NONE |
| Sand/Dirt | scalar | *Visual | NONE | NONE | NONE |
| Appearance | scalar | *Visual | NORML | NORML | NORML |
| Odor | scalar | *Visual | NORML | NORML | NORML |
| Emulsified Water | scalar | *Visual | >0.05 | NEG | NEG |
| Free Water | scalar | *Visual | | NEG | NEG |

| FLUID PROPERTIES | method | limit/base | current | history1 | history2 |
|------------------|--------|------------|---------|----------|----------|
| Visc @ 40°C | cSt | ASTM D445 | 42.0 | 41.7 | 44.7 |

| SAMPLE IMAGES | method | limit/base | current | history1 | history2 |
|---------------|--------|------------|---------|----------|----------|
|---------------|--------|------------|---------|----------|----------|



GRAPHS



Laboratory : WearCheck USA - 501 Madison Ave., Cary, NC 27513
Sample No. : WC0921400 **Received** : 20 May 2024
Lab Number : 06184972 **Tested** : 22 May 2024
Unique Number : 11036298 **Diagnosed** : 22 May 2024 - Don Baldrige
Test Package : IND 2 (Additional Tests: PrtCount)

BURKE CORPORATION.
 1516 SOUTH D AVE
 NEVADA, IA
 US 50201
 Contact: EDUARDO COBIO
 JECOBIO@BURKECORP.COM

Certificate L2367
 To discuss this sample report, contact Customer Service at 1-800-237-1369.
 * - Denotes test methods that are outside of the ISO 17025 scope of accreditation.
 Statements of conformity to specifications are based on the simple acceptance decision rule (JCGM 106:2012)