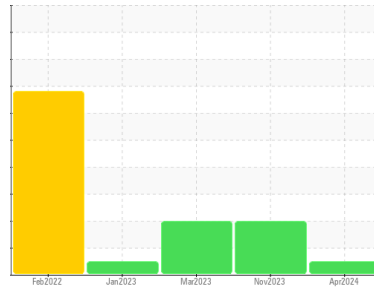




OIL ANALYSIS REPORT

Area
KTL 8000
 Machine Id
KAISHAN 111809806U
 Component
Compressor

Sample Rating Trend



NORMAL



DIAGNOSIS

Recommendation

Resample at the next service interval to monitor. Please specify the brand, type, and viscosity of the oil on your next sample.

Wear

All component wear rates are normal.

Contamination

There is no indication of any contamination in the oil.

Fluid Condition

The AN level is acceptable for this fluid. The condition of the oil is suitable for further service.

SAMPLE INFORMATION

	method	limit/base	current	history1	history2
Sample Number	Client Info		UHC06185171	UAC06074832	UCH05825071
Sample Date	Client Info		23 Apr 2024	29 Nov 2023	23 Mar 2023
Machine Age	hrs	Client Info	9116	8940	8323
Oil Age	hrs	Client Info	176	1800	4288
Oil Changed	Client Info		Not Changed	Changed	Changed
Sample Status			NORMAL	ABNORMAL	ABNORMAL

CONTAMINATION

	method	limit/base	current	history1	history2
Water	WC Method	>0.1	NEG	NEG	NEG

WEAR METALS

	method	limit/base	current	history1	history2
Iron	ppm	ASTM D5185m >50	1	0	3
Chromium	ppm	ASTM D5185m >10	<1	0	0
Nickel	ppm	ASTM D5185m	0	<1	0
Titanium	ppm	ASTM D5185m	<1	0	0
Silver	ppm	ASTM D5185m	<1	0	0
Aluminum	ppm	ASTM D5185m >25	1	1	0
Lead	ppm	ASTM D5185m >25	<1	0	0
Copper	ppm	ASTM D5185m >50	<1	0	0
Tin	ppm	ASTM D5185m >15	<1	0	0
Vanadium	ppm	ASTM D5185m	<1	0	0
Cadmium	ppm	ASTM D5185m	0	0	0

ADDITIVES

	method	limit/base	current	history1	history2
Boron	ppm	ASTM D5185m	0	0	0
Barium	ppm	ASTM D5185m	0	1	0
Molybdenum	ppm	ASTM D5185m	0	0	0
Manganese	ppm	ASTM D5185m	0	<1	0
Magnesium	ppm	ASTM D5185m	<1	<1	0
Calcium	ppm	ASTM D5185m	0	1	0
Phosphorus	ppm	ASTM D5185m	393	318	0
Zinc	ppm	ASTM D5185m	3	3	3
Sulfur	ppm	ASTM D5185m	1038	0	0

CONTAMINANTS

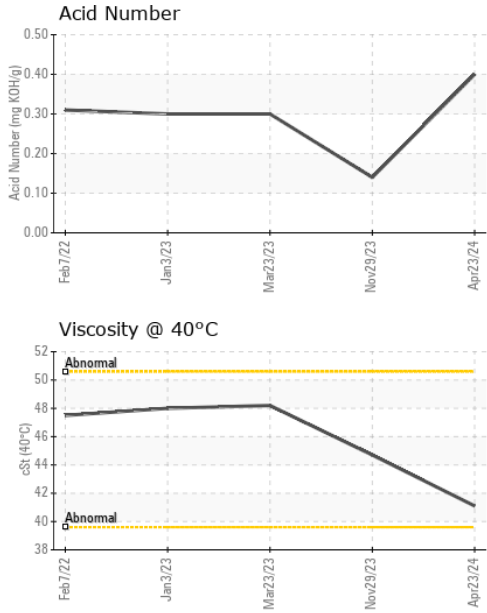
	method	limit/base	current	history1	history2
Silicon	ppm	ASTM D5185m >25	2	<1	3
Sodium	ppm	ASTM D5185m	0	2	0
Potassium	ppm	ASTM D5185m >20	1	0	<1

FLUID DEGRADATION

	method	limit/base	current	history1	history2
Acid Number (AN)	mg KOH/g	ASTM D8045	0.40	0.14	0.30




OIL ANALYSIS REPORT



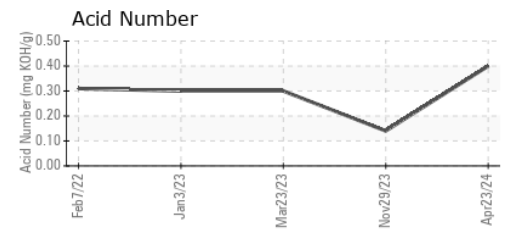
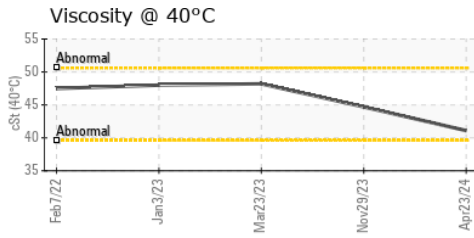
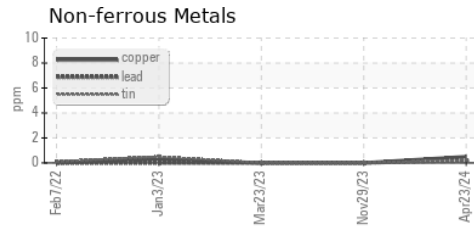
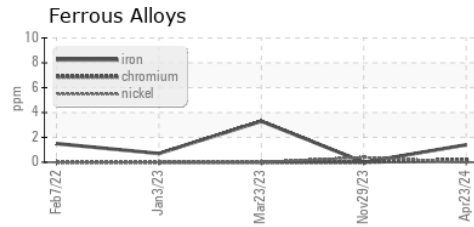
VISUAL	method	limit/base	current	history1	history2
White Metal	scalar	*Visual	NONE	NONE	NONE
Yellow Metal	scalar	*Visual	NONE	NONE	NONE
Precipitate	scalar	*Visual	NONE	NONE	NONE
Silt	scalar	*Visual	NONE	NONE	NONE
Debris	scalar	*Visual	NONE	NONE	NONE
Sand/Dirt	scalar	*Visual	NONE	NONE	NONE
Appearance	scalar	*Visual	NORML	NORML	NORML
Odor	scalar	*Visual	NORML	NORML	NORML
Emulsified Water	scalar	*Visual	>0.1	NEG	0.2%
Free Water	scalar	*Visual		NEG	1.0

FLUID PROPERTIES	method	limit/base	current	history1	history2
Visc @ 40°C	cSt	ASTM D445	41.1	44.7	48.2

SAMPLE IMAGES	method	limit/base	current	history1	history2
---------------	--------	------------	---------	----------	----------



GRAPHS



Laboratory : WearCheck USA - 501 Madison Ave., Cary, NC 27513
Sample No. : UHC06185171 **Received** : 20 May 2024
Lab Number : 06185171 **Tested** : 21 May 2024
Unique Number : 11036497 **Diagnosed** : 21 May 2024 - Wes Davis
Test Package : IND 2

ATLANTA AIR COMPRESSOR
 123 MERCHANTS PARK DR
 HOSCHTON, GA
 US 30548
 Contact: Derik Bray
 Derik@atlantaaircompressor.com
 T: (470)252-9952
 F: x:

To discuss this sample report, contact Customer Service at 1-800-237-1369.
 * - Denotes test methods that are outside of the ISO 17025 scope of accreditation.
 Statements of conformity to specifications are based on the simple acceptance decision rule (JCGM 106:2012)